



सर्व शिक्षा अभियान
सब पढ़ें सब बढ़ें

4th HALF YEARLY MONITORING REPORT OF (JAMIA MILLIA ISLAMIA)



On

**MDM for the State of
UTTAR PRADESH**

Period: 1st October 2014 to 31st March 2015

Districts Covered

- 1. AMETHI**
- 2. LAKHIMPUR KHERI**
- 3. RAEBARELI**
- 4. SHRAVASTI**

Sponsored by MHRD, Govt. of India
Prof. Shoeb Abdullah, MI Coordinator, SSA
Institute of Advanced Studies in Education (IASE)
Faculty of Education

INDEX

Sl.No.	Particulars/Details	Page No.
1.	Forward	2-2
2.	Acknowledgement	3-3
3.	General Information	4-7
4.	Executive Summary of all the Districts	8-37
5.	Annexures (b), (c) and (d)	38-65
6.	District (AMETHI) 1 - Report	66-76
7.	MI Impressions for AMETHI	-
8.	District (LAKHIMPUR KHERI) 2 - Report	77-87
9.	MI Impressions for LAKHIMPUR KHERI	88-90
10.	District (RAEBARLI) 3- Report	91-101
11.	MI Impressions for RAEBARLI	102-112
12.	District (SHRAVASTI) 4- Report	113-123
13.	MI Impressions for SHRAVASTI	-

FOREWORD

Jamia Millia Islamia Monitoring Institute in charge of monitoring of four districts of Uttar Pradesh feels privileged to be one of the Monitoring Institution across the country for broad based monitoring of SSA and RTE activities.

This is the 4th half yearly report for the year 2015 and is based on the data collected from four districts of Uttar Pradesh namely Amethi, Lakhimpur Kheri, Rae Bareli, and Sharavasti districts.

I hope the findings of the report would be helpful to both the Govt. of India and the State Government of Uttar Pradesh to understand the grass root level problems as well as achievement and functioning of SSA-RTE in the State and to plan further necessary interventions.

In this context I extend my hearty thanks to Prof. Shoeb Abdullah, Nodal Officer, Monitoring SSA-RTE and his team members who have rendered a good service by taking pains to visit the schools located in the most inaccessible areas and preparing the report in time. I am extremely thankful to the authorities of the State office and the district offices for their unhesitating cooperation during the time of data collection.

**Name: Prof. Shoeb Abdullah
Head Institute of Advanced Studies in Education,
Faculty of Education, Jamia Millia Islamia,
New Delhi - 110025**

Acknowledgement

This report would not have been possible without the active support of the State Project Office of SSA for the State of Uttar Pradesh and the district offices in respect of the districts visited. We thank the State Project Director, SSA-RTE-MDM and the District Project Coordinators of SSA-RTE-MDM for their cooperation.

Our heartfelt thanks are due to all the officials of SSA-RTE-MDM and Education Department who helped the members of the visiting team in conducting field visit and to all the headmasters and teachers in the schools visited who provided us relevant data and information.

We also thank all others who have cooperated in the Monitoring and Supervision work.

We are thankful to Govt. of India Officials, Additional Secretary (SE&L), Director and Deputy Secretary, Under Secretary, Department of School Education & Literacy, Ministry of Human Resource Development, Shastri Bhawan, C Wing, Room No. 405, New Delhi – 110001 for providing an opportunity to undertake monitoring activities of SSA-RTE and providing funds.

We are also thankful to the SPD Lucknow Mrs. Sheetal Verma and Shree Abhinav Sinha incharge monitoring SSA Lucknow.

We also pay our thanks to the BSA, ABSA and other BSA officials of Amethi, Lakhimpur Kheri, Raebareli, and Shravasti districts of Uttar Pradesh for co-operation.

We also pay our thanks to Mr. S. Ghosh, the Project Manager SSA, Mr. K. Girija Shankar Senior Consultant(Monitoring)SSA, EdCIL(India) Limited, Technical Support Group, Sarva Shiksha Abhiyan, Vijaya Building, 5th Floor, 17- Barakhamba Road, New Delhi-110001 for looking after the Monitoring Institution activities and their staffs for continuing support and valuable guidance from time to time.

Name of the Nodal Officer: Prof. Shoeb Abdullah
Designation as per the institution: Head IASE, Faculty of Education, JMI
By MHRD Designation provided: MI Coordinator, SSA, RTE, MDM

**4th Half Yearly Monitoring Report of IASE,
Jamia Millia Islamia
New Delhi**

On

**MDM for the State of Uttar Pradesh for the
period of**

1st October, 2014 to 31st March, 2015

1. General Information

Sl. No.	Information	Details										
1.	Name of the monitoring institute	Jamia Millia Islamia										
2.	Period of the report	1 st October, 2014 to 31 st March, 2015										
3.	Fund Released for the period	1 st October, 2014 to 31 st March, 2015										
4.	No. of Districts allotted	Four										
5.	Districts' name	1. AMETHI 2. LAKHIMPUR KHERI 3. RAEBARLI 4. SHRAVASTI										
6.	Date of visit to the Districts / Schools (Information is to be given district wise i.e District 1, District 2, District 3 etc)	1. AMETHI – 23.04.2015 to 02.05.2015 2. LAKHIMPUR KHERI – 23.04.2015 to 02.05.2015 3. RAEBARLI – 23.04.2015 to 02.05.2015 4. SHRAVASTI – 13.04.2015 to 22.04.2015										
7.	Total number of elementary schools (primary and upper primary to be counted separately) in the	<table border="1" style="width: 100%; border-collapse: collapse;"> <thead> <tr> <th rowspan="2" style="width: 40%;">District Name</th> <th colspan="2" style="width: 30%;">Type of School</th> <th rowspan="2" style="width: 30%;">Total</th> </tr> <tr> <th style="width: 15%;">Middle</th> <th style="width: 15%;">Primary</th> </tr> </thead> <tbody> <tr> <td style="height: 20px;"> </td> <td> </td> <td> </td> <td> </td> </tr> </tbody> </table>	District Name	Type of School		Total	Middle	Primary				
District Name	Type of School			Total								
	Middle	Primary										

	Districts Covered by MI (Information is to be given district wise i.e District 1, District 2, District 3 etc.)	<table border="1"> <tr> <td>1. AMETHI</td> <td>432</td> <td>1337</td> <td>1769</td> </tr> <tr> <td>2. LAKHIMPUR KHERI</td> <td>815</td> <td>1927</td> <td>2742</td> </tr> <tr> <td>3. RAEBARLI</td> <td>616</td> <td>2006</td> <td>2622</td> </tr> <tr> <td>4. SHRAVASTI</td> <td>391</td> <td>888</td> <td>1279</td> </tr> <tr> <td>Total</td> <td>2254</td> <td>6158</td> <td>8412</td> </tr> </table>	1. AMETHI	432	1337	1769	2. LAKHIMPUR KHERI	815	1927	2742	3. RAEBARLI	616	2006	2622	4. SHRAVASTI	391	888	1279	Total	2254	6158	8412						
1. AMETHI	432	1337	1769																									
2. LAKHIMPUR KHERI	815	1927	2742																									
3. RAEBARLI	616	2006	2622																									
4. SHRAVASTI	391	888	1279																									
Total	2254	6158	8412																									
8.	Number of elementary schools monitored (primary and upper primary to be counted separately) Information is to be given for district wise i.e District 1, District 2, District 3 etc)	<table border="1"> <thead> <tr> <th rowspan="2">District Name</th> <th colspan="2">Type of School</th> <th rowspan="2">Total</th> </tr> <tr> <th>Middle</th> <th>Primary</th> </tr> </thead> <tbody> <tr> <td>AMETHI</td> <td>22</td> <td>18</td> <td>40</td> </tr> <tr> <td>LAKHIMPUR KHERI</td> <td>14</td> <td>26</td> <td>40</td> </tr> <tr> <td>RAEBARLI</td> <td>19</td> <td>21</td> <td>40</td> </tr> <tr> <td>SHRAVASTI</td> <td>20</td> <td>20</td> <td>40</td> </tr> <tr> <td>Total</td> <td>75</td> <td>85</td> <td>160</td> </tr> </tbody> </table>	District Name	Type of School		Total	Middle	Primary	AMETHI	22	18	40	LAKHIMPUR KHERI	14	26	40	RAEBARLI	19	21	40	SHRAVASTI	20	20	40	Total	75	85	160
District Name	Type of School			Total																								
	Middle	Primary																										
AMETHI	22	18	40																									
LAKHIMPUR KHERI	14	26	40																									
RAEBARLI	19	21	40																									
SHRAVASTI	20	20	40																									
Total	75	85	160																									
9.	Types of school visited	<ol style="list-style-type: none"> 1. AMETHI – School 40, NPGEL 6, KGB 13, BRC 5, NPRC 5 2. LAKHIMPUR KHERI – School 40, KGB 12, BRC 9, NPRC 4 3. RAEBARLI – School 40, NPGEL 1, KGB 14, BRC 5, NPRC 2, 4. Sharavasti–School 40, NPGEL 3, KGB 5, BRC 5, NPRC 1 <p>Total – School 200, NPEGEL 10, KGB 44, BRC 24, NPRC 12</p>																										
a)	Special training centers (Residential)	<ol style="list-style-type: none"> 1. AMETHI = 0 2. LAKHIMPUR KHERI = 0 3. RAEBARLI = 0 4. SHRAVASTI = 0 																										
b)	Special training centers (Non Residential)	<ol style="list-style-type: none"> 1. AMETHI = 0 2. LAKHIMPUR KHERI = 0 3. RAEBARLI = 0 4. SHRAVASTI = 0 																										
c)	Schools in Urban Areas	<ol style="list-style-type: none"> 1. AMETHI = 8 2. LAKHIMPUR KHERI = 0 3. RAEBARLI = 0 4. SHRAVASTI = 8 																										
d)	School sanctioned with Civil Works	<ol style="list-style-type: none"> 1. AMETHI = 0 2. LAKHIMPUR KHERI = 0 3. RAEBARLI = 0 																										

		4. SHRAVASTI = 0
e)	School from NPEGEL Blocks	1. AMETHI = 6 2. LAKHIMPUR KHERI = 0 3. RAEBARLI = 1 4. SHRAVASTI = 3
f)	Schools having CWSN	1. AMETHI = 8 2. LAKHIMPUR KHERI = 27 3. RAEBARLI = 9 4. SHRAVASTI = 6
g)	School covered under CAL programme	1. AMETHI = 1 2. LAKHIMPUR KHERI = 1 3. RAEBARLI = 0 4. SHRAVASTI = 0
h)	KGBVs	1. AMETHI = 13 2. LAKHIMPUR KHERI = 12 3. RAEBARLI = 14 4. SHRAVASTI = 5
10.	Number of schools visited by Nodal Officer of the Monitoring Institute	15
11.	Whether the draft report has been shared with the SPO : YES / NO	Yes
12.	After submission of the draft report to the SPO whether the MI has received any comments from the SPO: YES / NO	Yes
13.	Before sending the reports to the GOI whether the MI has shared the report with SPO: YES / NO	Yes

14. Details regarding discussion held with state officials: No remarks sent

15. Selection Criteria for Schools

The following criteria were used in the selection of schools:

(a) Higher gender gap in enrolment,

- (b) Higher proportion of SC/ST students,
- (c) Low retention rate and higher drop-out rate
- (d) The school has a minimum of three CWSN.
- (e) The habitation where the school is located at has sizeable number of OoSC.
- (f) The habitations where the school is located at witnesses in-bound and out-bound seasonal migration,
- (g) The ward/unit of planning where the school is located at is known to have sizeable number of urban deprived children.
- (h) The school is located in a forest or far flung area.
- (i) The habitation where the school is located at witnesses recurrent floods or some other natural calamity.
- (j) The MIs also ensured that at least 8 out of 40 schools are from urban areas, 6 are with Special Training Centers (3 residential and 3 non-residential) attached to it, 2 have civil works sanctioned for them, 2 are from NPEGEL blocks 3 have a minimum of 3 CWSN (priority to those having other than OI children) and 3 each are covered under the Computer Aided Learning (CAL) and KGBV scheme.
- (k) The selection of schools was done on the basis of the latest school report card generated through DISE, HHS data and consultation with the district SSA functionaries.

16. Items to be attached with the report:

- a) List of Schools with DISE code visited by MI.
- b) Name, Designations & address of persons contacted.
- c) Copy of Office order, notification etc. discussed in the report.
- d) Any other relevant documents.

Executive summary of MDM Report

Sl No	Intervention & sub activity	District	Strengths	Weaknesses
11	11.1 Buffer stock for one month available	AMETHI	Out of 40 schools 5 (12.5%) reported that they have buffer stock for one month	Only 35 (87.5%) schools reported that they have no buffer stock
		LAKHIMPUR KHERI	Out of 40 schools 31 (77.5%) reported that they have buffer stock for one month	Only 9 (22.5%) schools reported that they have not buffer stock
		RAEBARELI	Out of 40 schools 11 (27.5%) reported that they have buffer stock for one month	Only 29 (72.5%) schools reported that they have not buffer stock
		SHRAVASTI	Out of 40 schools 14 (35%) reported that they have buffer stock for one month	Only 26 (65%) schools reported that they have not buffer stock
	11.2 Delivered by lifting agency	AMETHI	Out of 40 schools 2 (5%) reported that food grain is delivered at school by lifting agency.	38 (95%) schools reported that food grains are not delivered by lifting agency.
		LAKHIMPUR KHERI	Out of 40 schools 21 (52.5%) reported that food grain is delivered at school by lifting agency.	19 (47.5%) schools reported that food grains is not delivered by lifting agency.
		RAEBARLI	Out of 40 schools 27 (67.5%) reported that food grain is delivered at school by lifting agency.	13 (32.5%) schools reported that food grains is not delivered by lifting agency.

		SHRAVASTI	Out of 40 schools 9 (22.5%) reported that foodgrain is delivered at school by lifting agency.	31 (77.5%) schools reported that foodgrains is not delivered by lifting agency.
	11.3 Quality of food grain	AMETHI	Out of 40 schools 1 (2.5%) schools have reported that quality of food grain is good.	Only 39 (97.5%) schools have reported that quality of food grain is not good.
		LAKHIMPUR KHERI	Out of 40 schools no schools have reported that quality of food grain is good.	40 (100%) schools have reported that quality of food grain is not good.
		RAEBARLI	Out of 40 schools 21 (52.5%) schools have reported that quality of food grain is good.	Only 19 (47.5%) schools have reported that quality of food grain is not good.
		SHRAVASTI	Out of 40 schools 2 (5%) schools have reported that quality of food grain is good.	Only 38 (95%) schools have reported that quality of food grain is not good.
	11.4 Food grain released after adjustment	AMETHI	Out of 40 schools 2 (2.5%) schools have reported that food grain is released after adjustment of unspent food grain of previous delivery	38 (95%) schools reported that food grain is released without adjustment of unspent food grain of previous delivery.
		LAKHIMPUR KHERI	Out of 40 schools 15 (37.5%) schools have reported that food grain is released after adjustment of unspent food grain of previous delivery	25 (62.5%) schools reported that food grain is released without adjustment of unspent food grain of previous delivery.
		RAEBARLI	Out of 40 schools 26 (65%) schools have reported that food grain is released after adjustment of unspent food grain of previous delivery	14 (35%) schools reported that food grain is released without adjustment of unspent food grain of previous delivery.

		SHRAVASTI	Out of 40 schools 10 (25%) schools have reported that food grain is released after adjustment of unspent food grain of previous delivery	30 (75%) schools reported that food grain is released without adjustment of unspent food grain of previous delivery.
	11.5 State releasing fund to districts in advance	AMETHI	Out of 40 schools only 2 (5%) schools reported that state is releasing funds in advance	38 (95%) schools reported that state is not releasing funds in advance.
		LAKHIMPUR KHERI	Out of 40 schools only 17 (42.5%) schools reported that state is releasing funds in advance	23 (57.5%) schools reported that state is not releasing funds in advance.
		RAEBARLI	Out of 40 schools only 12 (30%) schools reported that state is releasing funds in advance	28 (70%) schools reported that state is not releasing funds in advance.
		SHRAVASTI	Out of 40 schools only 34 (85%) schools reported that state is releasing funds in advance	6 (15%) schools reported that state is not releasing funds in advance.
	11.5 Who engages cook.	AMETHI	Out of 40 schools cook is engaged by VEC in 13 (32.5%) schools, by SMC in 15 (37.5%) schools, PRI in 1 (2.5%) schools, by Contractor in 1 (2.5%) schools.	
		LAKHIMPUR KHERI	Out of 40 schools cook is engaged by VEC in 21 (52.5%) schools, by SMC in 4 (10%) schools, NGO in 1(2.5%) school and by Department in 2 (5%) school.	

		RAEBARLI	Out of 40 schools cook is engaged by VEC in 13 (32.5%) schools, by SMC in 18 (45%) schools.	
		SHRAVASTI	Out of 40 schools cook is engaged by VEC in 13 (32.5%) schools, by SMC in 16 (40%) schools, PRI in 3 (7.5%) schools, by Contractor in 2(5%) schools.	.
	11.6 Appointment of cook and honorarium	AMETHI	Out of 40 schools 23(57.5%) schools have reported that cook is appointed as per Government of India norms. 38 (9.5%) schools reported that cook is paid honorarium. Out of 40 schools 6 (15%) reported that honorarium Rs. 1000 is paid to cook. Out of 40 schools 31 (77.5%) reported that cook is paid regularly. The mode of payment to cook is by Cheque in 13 (32.5%) schools and by cash in 22 (55%) schools.	17 (42.5%) schools have reported that cook is not appointed as per Government of India norms. 2 (5%) schools reported that cook is not paid honorarium. The cooks are not paid regularly in 9 (22.5%) schools.
		LAKHIMPUR KHERI	Out of 40 schools 8 (20%) schools have reported that cook is appointed as per Government of India norms. 32 (80%) schools reported that cook is paid honorarium. Out of 40 schools 17 (42.5%) reported that honorarium Rs. 1000 is paid to cook. Out of 40 schools 34 (85%) reported that cook is paid regularly. The mode of payment to cook is by Cheque in 26 (65%) schools and by e-payment in 1	32 (80%) schools have reported that cook is not appointed as per Government of India norms. 8 (20%) schools reported that cook is not paid honorarium. The cooks are not paid regularly in 6 (15%) schools.

			(2.5%) schools.	
		RAEBARLI	Out of 40 schools 14 (35%) schools have reported that cook is appointed as per Government of India norms. 37 (92.5%) schools reported that cook is paid honorarium. Out of 40 schools 21 (52.5%) reported that honorarium Rs. 1000 is paid to cook. Out of 40 schools 35 (87.5%) reported that cook is paid regularly. The mode of payment to cook is by Cheque in 36 (90%) schools and by cash in 1 (2.5%) schools.	Only 26 (65%) schools have reported that cook is not appointed as per Government of India norms. 3 (7.5%) schools reported that cook is not paid honorarium. The cooks are not paid regularly in 19 (47.5%) schools.
		SHRAVASTI	Out of 40 schools 34(85%) schools have reported that cook is appointed as per Government of India norms. 29 (72.5%) schools reported that cook is paid honorarium. Out of 40 schools 0 (0%) reported that honorarium Rs. 1000 is paid to cook. Out of 40 schools 26 (65%) reported that cook is paid regularly. The mode of payment to cook is by Cheque in 30 (75%) schools.	6 (15%) schools have reported that cook is not appointed as per Government of India norms. 11 (27.5%) schools reported that cook is not paid honorarium. The cooks are not paid regularly in 14 (35%) schools.
	11.7 Social Composition of cook and health check up of cook	AMETHI	Out of 40 schools 21 (52.5%) schools engaged as cooks SC persons, 1 (2.5%) schools engaged minority person as cook, 5 (12.5%) school engaged cook from OBC, and 1 (2.5%) engaged ST.	Training to cook is provided only in 11 (27.5%) schools and training module is available in 9 (22.5%) schools. Almost in 29 (72.5%) schools training

			Health check up of cook is done in 16 (40%) schools.	is not provided nor is training module available.
		LAKHIMPUR KHERI	Out of 40 schools 12 (30%) schools engaged as cooks SC persons, 0 (0%) schools engaged minority person as cook, 9 (22.5%) school engaged cook from OBC, and 1 (2.5%) engaged ST. Health check up of cook is done in 20 (50%) schools.	Training to cook is provided only in 7 (17.5%) schools and training module is available in 6 (15%) schools. Almost in 33 (82.5%) schools training is not provided nor is training module available.
		RAEBARLI	Out of 40 schools 0 (0%) schools engaged as cooks SC persons, 0 (0%) schools engaged minority person as cook, 35 (87.5%) school engaged cook from OBC, and 0 (0%) engaged ST. Health check up of cook is done in 12 (30%) schools.	Training to cook is provided only in 5 (12.5%) schools and training module is available in 4 (10%) schools. Almost in 35 (87.5%) schools training is not provided nor is training module available.
		SHRAVASTI	Out of 40 schools 9 (22.5%) schools engaged as cooks SC persons, 10 (25%) schools engaged minority person as cook, 3 (7.5%) school engaged cook from OBC, and 0 (0%) engaged ST. Health check up of cook is done in 15 (37.5%) schools.	Training to cook is provided only in 21 (52.5%) schools and training module is available in 14 (35%) schools. Almost in 19 (47.5%) schools training is not provided nor is training module available.
12	12.1 Quantity and Quality of meal	AMETHI	Out of 40 schools hot cooked meal is served daily in 33 (82.5%) schools. Quality of is good in 24 (60%) schools, average in 10 (25%) schools and poor in 1 (2.5%)	Hot cooked meal is not served daily in 7 (17.5%) schools. Quantity of meal is not sufficient in 1 (2.5%) schools.

		<p>schools.</p> <p>Quantity of meal is sufficient in 24 (60%) schools.</p> <p>Quantity of pulses per child is reported as 20 gm. in 11 (27.5%) 30 gm. in 11 (27.5%) schools, 50 gm. in 4 (10%) schools, 75-100 gm in 3 (7.5%) and 150 gm. in 1 (2.5%) schools.</p> <p>Quantity of green leafy vegetable per child is given as 100-150 gm. in 4 (10%) schools, 30-40 gm in 2 (5%) schools, 45 -75 gm. in 20 (50%) schools and 90 gm in 3 (7.5%) school.</p> <p>Double fortified salt is provided in 33 (82.5%) schools.</p>	<p>Standard Gadget measuring quantity is found in 24 (60%) schools.</p>
	LAKHIMPUR KHERI	<p>Out of 40 schools hot cooked meal is served daily in 31 (77.5%) schools.</p> <p>Quality of is good in 26 (65%) schools, average in 4 (10%) schools.</p> <p>Quantity of meal is sufficient in 25 (62.5%) schools.</p> <p>Quantity of pulses per child is reported as 100 gm. in 1 (2.5%) schools, 20 gm. in 8 (20%) schools, 25 gm in 10 (25%) school, 30gm in 7 (17.5%) school, and 35gm in 4 (10%) school, 40gm in 1 (2.5%) school, 50 gm in 2(5%) school and 75 gm in 1 (2.5%) school.</p> <p>Quantity of green leafy vegetable per child is given as</p>	<p>Hot cooked meal is not served daily in 9 (22.5%) schools.</p> <p>Quantity of meal is not sufficient in 0 (0%) schools.</p> <p>Standard Gadget measuring quantity is found in 27 (67.5%) schools.</p>

			<p>100-150 gm. in 4 (10%) schools, 30-40 gm in 3 (7.5%) schools, 45-65 gm. in 16 (40%) schools and 75-99 gm in 7 (17.5%) schools.</p> <p>Double fortified salt is provided in 34 (85%) schools.</p>	
		RAEBARLI	<p>Out of 40 schools hot cooked meal is served daily in 31 (77.5%) schools.</p> <p>Quality of is good in 20 (50%) schools, average in 14 (35%) schools.</p> <p>Quantity of meal is sufficient in 21 (52.5%) schools.</p> <p>Quantity of pulses per child is reported as 20 gm in 4 (10%) school, 30 gm. in 7 (17.5%) schools, 40 gm in 13 (32.5%) schools.</p> <p>Quantity of green leafy vegetable per child is given as 100-150 gm. in 5 (12.5%) schools, 20 -25 gm in 3 (7.5%), 30-40 gm in 4 (10%) schools, 45-65 gm. in 9 (22.5%) schools and 75-95 gm in 1 (2.5%) schools.</p> <p>Double fortified salt is provided in 34 (85%) schools.</p>	<p>Hot cooked meal is not served daily in 9 (22.5%) schools.</p> <p>Standard Gadget measuring quantity is found in 25 (62.5%) schools.</p>
		SHRAVASTI	<p>Out of 40 schools hot cooked meal is served daily in 35 (87.5%) schools.</p> <p>Quality of is good in 21 (52.5%) schools, average in 10 (25%) schools.</p> <p>Quantity of meal is sufficient in 19 (47.5%) schools.</p> <p>Quantity of pulses per child is reported as 20 gm in 7</p>	<p>Hot cooked meal is not served daily in 5 (12.5%) schools.</p> <p>Quantity of meal is not sufficient in 0 (0%) schools.</p> <p>Standard Gadget measuring quantity is found in 25 (62.5%) schools.</p>

			<p>(17.5%) school, 30 gm. in 12 (30%) schools, 40 gm in 5 (12.5%) schools, 50 gm. in 1 (2.5%) schools.</p> <p>Quantity of green leafy vegetable per child is given as 100-150 gm. in 2 (5%) schools, 20 gm in 1 (2.5%) school, 30-40 gm in 4 (10%) schools, 45-65 gm. in 14 (35%) schools and 75-95 gm in 4 (10%).</p> <p>Double fortified salt is provided in 36 (90%) schools.</p>	
	12.2 Acceptance of meal and menu	AMETHI	Out of 40 schools the children of 29 (72.5%) schools have happily accepted and they are satisfied with the quantity.	The children of 11 (27.5%) schools did not accept the meal and quantity of meal was not satisfactory.
		LAKHIMPUR KHERI	Out of 40 schools the children of 34 (85%) schools have happily accepted and they are satisfied with the quantity.	The children of 6 (15%) schools did not accept the meal and quantity of meal was not satisfactory.
		RAEBARLI	Out of 40 schools the children of 37 (92.5%) schools have happily accepted and they are satisfied with the quantity.	The children of 3 (7.5%) schools did not accept the meal and quantity of meal was not satisfactory.
		SHRAVASTI	Out of 40 schools the children of 36 (90%) schools have happily accepted and they are satisfied with the quantity.	The children of 4 (10%) schools did not accept the meal and quantity of meal was not satisfactory.
	12.3 Menu of MDM	AMETHI	Out of 40 schools 22 (55%) schools stated that menu is decided by authority, by teachers in 5 (12.5%) schools, by VSS in 6 (15%) schools. It was observed that weekly	Menu was not uniformly followed in 1 (2.5%) school and local gradients were not included in 1 (2.5%)

			<p>menu was displayed in 37 (92.5%) schools. Menu was followed uniformly in 39 (97.5%) schools. Menu included local gradients in 39 (97.5%) and nutritional calorific value was included in 36 (90%) schools.</p>	<p>schools. Similarly nutritional calorific value was not included in 4 (10%) schools.</p>
		LAKHIMPUR KHERI	<p>Out of 40 schools 27 (67.5%) schools stated that menu is decided by authority, by VSS in 2 (5%) schools.</p> <p>It was observed that weekly menu was displayed in 37 (92.5%) schools. Menu was followed uniformly in 38 (95%) schools. Menu included local gradients in 38 (95%) and nutritional calorific value was included in 38 (95%) schools.</p>	<p>Menu was not uniformly followed in 2 (5%) school and local gradients were not included in 2 (5%) schools. Similarly nutritional calorific value was not included in 2 (5%) schools.</p>
		RAEBARLI	<p>Out of 40 schools 30 (75%) schools stated that menu is decided by authority, by teachers in 2 (5%) schools, by VSS in 1 (2.5%) schools.</p> <p>It was observed that weekly menu was displayed in 37 (92.5%) schools. Menu was followed uniformly in 37 (92.5%) schools. Menu included local gradients in 37 (92.5%) and nutritional calorific value was included in 37 (92.5%) schools.</p>	<p>Menu was not uniformly followed in 3 (7.5%) school. Similarly nutritional calorific value was not included in 3 (7.5%) schools.</p>
		SHRAVASTI	<p>Out of 40 schools 20 (50%) schools stated that menu is decided by authority, by teachers in 8 (20%) schools.</p> <p>It was observed that weekly</p>	<p>Menu was not uniformly followed in 2 (5%) school and local gradients were not</p>

			menu was displayed in 38 (95%) schools. Menu was followed uniformly in 38 (95%) schools. Menu included local gradients in 36 (90%) and nutritional calorific value was included in 34 (85%) schools.	included in 4 (10%) schools. Similarly nutritional calorific value was not included in 6 (15%) schools.
	12.4 Display of MDM logo	AMETHI	Out of 40 schools MDM logo was displayed in 29 (72.5%) schools.	
		LAKHIMPUR KHERI	Out of 40 schools MDM logo was displayed in 30 (75%) schools.	
		RAEBARLI	Out of 40 schools MDM logo was displayed in 31 (87.5%) schools.	
		SHRAVASTI	Out of 40 schools MDM logo was displayed in 32 (80%) schools.	
13	13.1 Trends of enrolment and children availing MDM	AMETHI	The total enrolment of the sampled school is 4650. As per no. of children availing MDM is 1512. Out of total enrolment 1512 (32.52%) students are given MDM Out of total enrolment 1509 (32.45%) children availed MDM on the day of visit.	
		LAKHIMPUR KHERI	The total enrolment of the sampled school is 4423. As per no. of children availing MDM is 1599. Out of total enrolment 1599 (36.15%) students are given MDM Out of total enrolment 1599 (36.15%) children availed MDM on the day of visit.	
		RAEBARLI	The total enrolment of the sampled school is 4790. As	

			per no. of children availing MDM is 2126. Out of total enrolment 2126 (44.38%) students are given MDM Out of total enrolment 2084 (43.50%) children availed MDM on the day of visit.	
		SHRAVASTI	The total enrolment of the sampled school is 3569. As per no. of children availing MDM is 1780. Out of total enrolment 1780 (49.87%) students are given MDM Out of total enrolment 1753 (49.11%) children availed MDM on the day of visit.	
	13.2 Serving and sitting arrangement	AMETHI	Out of 40 schools children were served meal sitting on ground in 10 (25%) schools and any other in 4 (10%) school.	
		LAKHIMPUR KHERI	Out of 40 schools children were served meal sitting on ground in 14 (35%) schools and any other in 3 (7.5%) school.	
		RAEBARLI	Out of 40 schools children were served meal sitting on ground in 28 (70%) schools and any other in 2 (5%) school.	
		SHRAVASTI	Out of 40 schools children were served meal sitting on ground in 24 (60%) schools.	
	13.3 Discrimination	AMETHI	Out of 40 schools no gender discrimination is observed in any schools. No caste discrimination was observed in any school	

			Community discrimination was not found in any school.	
		LAKHIMPUR KHERI	Out of 40 schools no gender discrimination is observed in any schools. No caste discrimination was observed in any school Community discrimination was not found in any school.	
		RAEBARLI	Out of 40 schools no gender discrimination is observed in any schools. No caste discrimination was observed in any school Community discrimination was not found in any school.	
		SHRAVASTI	Out of 40 schools no gender discrimination is observed in any schools. No caste discrimination was observed in any school Community discrimination was not found in any school.	
	13.4 Comments in Inspection Register	AMETHI	Comment was given in inspection register of 32 (80%) schools.	
		LAKHIMPUR KHERI	Comment was not given in inspection register of any schools.	
		RAEBARLI	Comment was not given in inspection register of any schools.	
		SHRAVASTI	Comment was given in inspection register of 8 (20%) schools.	

14	14.1 Convergence with SSA	AMETHI	Out of 40 schools convergence with SSA was found in 35 (87.5%) schools.	
		LAKHIMPUR KHERI	Out of 40 schools convergence with SSA was found in 36 (90%) schools.	
		RAEBARLI	Out of 40 schools convergence with SSA was found in 36 (90%) schools.	
		SHRAVASTI	Out of 40 schools convergence with SSA was found in 36 (90%) schools.	
	14.2 Convergence with health programme	AMETHI	MDM was converged with health programme in 36 (90%) schools.	
		LAKHIMPUR KHERI	MDM was converged with health programme in 36 (90%) schools.	
		RAEBARLI	MDM was converged with health programme in 30 (75%) schools.	
		SHRAVASTI	MDM was converged with health programme in 33 (82.5%) schools.	
	14.3 School health card maintained	AMETHI	School health card maintained in 36 (90%) schools and frequency of health check up was half yearly in 12 (30%) schools, quarterly in 6 (15%) monthly in 3 (7.5%) school and occasionally in 15 (37.5%) school.	
		LAKHIMPUR KHERI	School health card maintained in 37 (92.5%) schools and frequency of health check up was yearly in 10 (25%) school, half yearly in 16 (40%) schools, quarterly in 3 (7.5%) and occasionally in 4	

			(10%) school.	
		RAEBARLI	School health card maintained in 28 (70%) schools and frequency of health check up was yearly in 10 (25%) school, half yearly in 7 (17.5%) schools, quarterly in 3 (7.5%), monthly in 2 (5%) schools and occasionally in 5 (12.5%) school.	
		SHRAVASTI	School health card maintained in 28 (70%) schools and frequency of health check up was half yearly in 21 (52.5%) schools, quarterly in 3 (7.5%), and occasionally in 4 (10%) school.	
	14.4 Micronutrients and deworming medicine given	AMETHI	Out of 40 schools micronutrients given in 35 (87.5%) schools and deworming medicine was given in 32 (80%) schools.	
		LAKHIMPUR KHERI	Out of 40 schools micronutrients given in 37 (92.5%) schools and deworming medicine was given in 37 (92.5%) schools.	
		RAEBARLI	Out of 40 schools micronutrients given in 19 (47.5%) schools and deworming medicine was given in 19 (47.5%) schools.	
		SHRAVASTI	Out of 40 schools micronutrients given in 31 (77.5%) schools and deworming medicine was given in 31 (77.5%) schools.	

14.5 Administration and frequency of medicine	AMETHI	Out of 40 schools medicine is administered by Govt. doctors in 27 (67.5%) schools, by teacher in 6 (15%) school.	
	LAKHIMPUR KHERI	Out of 40 schools medicine is administered by Govt. doctors in 33 (82.5%) schools, by teacher in 1 (2.5%) school and by any other in 1 (2.5%) school.	
	RAEBARLI	Out of 40 schools medicine is administered by Govt. doctors in 22 (45%) schools.	
	SHRAVASTI	Out of 40 schools medicine is administered by Govt. doctors in 29 (72.5%) schools and by any other in 1 (2.5%) school.	
14.6 Instances of emergency	AMETHI	No instance of emergency was mentioned at district level but MI found instances of emergency in 5 (12.5%) schools.	
	LAKHIMPUR KHERI	No instance of emergency was mentioned at district level but MI found instances of emergency in 2 (5%) schools.	
	RAEBARLI	No instance of emergency was mentioned at district level but MI found instances of emergency in 3 (7.5%) schools.	
	SHRAVASTI	No instance of emergency was mentioned at district level but MI found instances of emergency in 10 (25%) schools.	
14.7 Dental & eye check up	AMETHI	The district administration has mentioned that dental and eye check up is done in each and every school and spectacles	Dental and eye check up was not performed in 5 (7.5%) schools.

			were distributed to needy students. However, MI found that dental and eye check up was done in 35 (87.5%) schools and spectacles were distributed in 20 (50%) schools.	
		LAKHIMPUR KHERI	The district administration has mentioned that dental and eye check up is done in each and every school and spectacles were distributed to needy students. However, MI found that dental and eye check up was done in 27 (67.5%) schools and spectacles were distributed in 22 (55%) schools	Dental and eye check up was not performed in 13 (32.5%) schools.
		RAEBARLI	The district administration has mentioned that dental and eye check up is done in each and every school and spectacles were distributed to needy students. However, MI found that dental and eye check up was done in 23 (57.5%) schools and spectacles were distributed in 15 (37.5%) schools	Dental and eye check up was not performed in 17 (42.5%) schools.
		SHRAVASTI	The district administration has mentioned that dental and eye check up is done in each and every school and spectacles were distributed to needy students. However, MI found that dental and eye check up was done in 26 (65%) schools and spectacles were distributed in 16 (40%) schools	Dental and eye check up was not performed in 14 (35%) schools.

	14.8 Availability of first aid	AMETHI	The district level data reveals that first aid box is available in each and every school. The physical verification by MI revealed that it was available in 34 (85%) schools.	Medical kit was not available in 16 (40%) schools.
		LAKHIMPUR KHERI	The district level data reveals that first aid box is available in each and every school. The physical verification by MI revealed that it was available in 28 (70%) schools.	Medical kit was not available in 11 (27.5%) schools.
		RAEBARLI	The district level data reveals that first aid box is available in each and every school. The physical verification by MI revealed that it was available in 16 (40%) schools.	Medical kit was not available in 16 (40%) schools.
		SHRAVASTI	The district level data reveals that first aid box is available in each and every school. The physical verification by MI revealed that it was available in 25 (62.5%) schools.	Medical kit was not available in 17 (42.5%) schools.
15	15.1 Potable water availability	AMETHI	Out of 40 schools potable water was available in 32 (80%) schools.	No potable water was available in 8 (20%) schools.
		LAKHIMPUR KHERI	Out of 40 schools potable water was available in 31 (77.5%) schools.	No potable water was available in 9 (22.5%) schools.
		RAEBARLI	Out of 40 schools potable water was available in 32 (80%) schools.	No potable water was available in 8 (20%) schools.
		SHRAVASTI	Out of 40 schools potable water was available in 30 (75%) schools.	No potable water was available in 10 (25%) schools.
	15.2 Drinking water scheme	AMETHI	Out of 40 schools drinking water scheme was sponsored by Department in 8 (20%) schools, MLA in 1 (2.5%)	

			schools and by others in 10 (25%) schools	
		LAKHIMPUR KHERI	Out of 40 schools drinking water scheme was sponsored by Department in 6 (15%) schools and by others in 4 (10%) schools	
		RAEBARLI	Out of 40 schools drinking water scheme was sponsored by MLA in 6 (15%) schools, MPLAD in 1 (2.5%) schools and by others in 15 (37.5%) schools	
		SHRAVASTI	Out of 40 schools drinking water scheme was sponsored by Department in 5 (12.5%) schools, by MLA in 1 (2.5%) schools MPLAD in 7 (17.5%) schools.	
16	16.1 Kitchen construction and condition	AMETHI	Out of 40 schools kitchen pucca shed is constructed in 34 (85%) schools. Kitchen shed was under construction in 2 (5%) school.	6 (15%) schools have no Kitchen pucca available. Kitchen constructed but not in use in 6 (15) school. Kitchen sanctioned but not started in 1 (2.5%) schools.
		LAKHIMPUR KHERI	Out of 40 schools kitchen pucca shed is constructed in 35 (87.5%) schools. Kitchen shed was under construction in 1 (2.5%) school.	5 (7.5%) schools have no Kitchen pucca shed available. Kitchen constructed but not in use in 2 (5%) school. Kitchen sanctioned but not started in 3 (7.5%) schools.
		RAEBARLI	Out of 40 schools kitchen pucca shed is constructed in 28 (70%) schools.	12 (30%) schools have no Kitchen pucca shed available.

		SHRAVASTI	Out of 40 schools kitchen pucca shed is constructed in 28 (70%) schools. Kitchen shed was under construction in 5 (12.5%) school.	12 (30%) schools have no pucca shed Kitchen available. Kitchen constructed but not in use in 11 (27.5%) school. Kitchen sanctioned but not started in 10 (25%) schools.
	16.2 Under which Scheme constructed	AMETHI	MI observed that few schools were having information about the scheme under which the kitchen was constructed. The kitchen was constructed under MDM scheme in 9 (22.5%) schools and under SSA in 15 (37.5%) schools and by others in 3 (7.5%) schools.	13 (32.5%) schools have no information under which the kitchen was constructed.
		LAKHIMPUR KHERI	MI observed that few schools were having information about the scheme under which the kitchen was constructed. The kitchen was constructed under MDM scheme in 18 (45%) schools and under SSA in 9 (22.5%) schools and by others in 1 (2.5%) schools.	12 (30%) schools have no information under which the kitchen was constructed.
		RAEBARLI	MI observed that few schools were having information about the scheme under which the kitchen was constructed. The kitchen was constructed under MDM scheme in 10 (25%) schools, under SSA in 12 (30%) schools and by others in 2 (5%) schools.	16 (40%) schools have no information under which the kitchen was constructed.
		SHRAVASTI	MI observed that few schools were having information about the scheme under which	15 (37.5%) schools have no information under which the kitchen was

			the kitchen was constructed. The kitchen was constructed under MDM scheme in 7 (17.5%) schools and under SSA in 18 (45%) schools.	constructed.
	16.3 In absence of kitchen shed where MDM is prepared	AMETHI	Only 3 (7.5%) school has reported to prepare MDM in other place.	
		LAKHIMPUR KHERI	Only 1 (2.5%) school has reported to prepare MDM in other place.	
		RAEBARLI	Only 5 (12.5%) schools reported to prepare MDM in open space and 5 (5%) school has reported to prepare MDM in other place.	
		SHRAVASTI	Only 2 (5%) school has reported to prepare MDM in other place.	
	16.4 Storage of food grain	AMETHI	Food grain is stored in classrooms in 1 (2.5%) schools, in office in 1 (2.5%) schools and at the house of Pradhan or VSS members' home in 2 (5%) schools.	
		LAKHIMPUR KHERI	Food grain is stored in classrooms in 3 (7.5%) schools, in office in 1 (2.5%) schools and at the house of Pradhan or VSS members' home in 1 (2.5%) schools.	
		RAEBARLI	Food grain is stored in classrooms in 1 (2.5%) schools, in office in 2 (5%) schools and at the house of Pradhan or VSS members' home in 2 (5%) schools.	
		SHRAVASTI	Food grain is stored in classrooms in 2 (5%) schools, in office in 3 (7.5%) schools	

			and at the house of Pradhan or VSS members' home in 5 (12.5%) schools.	
	16.5 Kitchen hygienic condition	AMETHI	MI observed that kitchen sheds are well ventilated, away from class room and having hygienic condition in 22 (55%) schools.	
		LAKHIMPUR KHERI	MI observed that kitchen sheds are well ventilated, away from class room and having hygienic condition in 7 (17.5%) schools.	
		RAEBARLI	MI observed that kitchen sheds are well ventilated, away from class room and having hygienic condition in 17 (52.5%) schools.	
		SHRAVASTI	MI observed that kitchen sheds are well ventilated, away from class room and having hygienic condition in 14 (35%) schools.	
	16.6 Types of fuels used	AMETHI	Out of 40 schools LPG was in 5 (12.5%) schools and wood was used in 27 (67.5%) schools.	MDM was interrupted due to shortage of fuel in 16 (40%) schools.
		LAKHIMPUR KHERI	Out of 40 schools LPG was in 11(27.5%) schools and wood was used in 17 (42.5%) schools.	MDM was interrupted due to shortage of fuel in 7 (17.5%) schools.
		RAEBARLI	Out of 40 schools LPG was in 1 (2.5%) schools and wood was used in 27 (67.5%) schools.	MDM was interrupted due to shortage of fuel in 9 (22.5%) schools.
		SHRAVASTI	Out of 40 schools wood was used in 27(67.5%) schools.	MDM was interrupted due to shortage of fuel in 28(70%) schools.
	16.7 Cooking utensils	AMETHI	Out of 40 schools cooking utensils was available in 38	13 (32.5%) schools did not know from where

	available & source of funding		(95%) schools and source of funding was by Community contribution in 2 (5%) school, by MME in 23 (57.5%) schools and by others in 2 (5%) schools.	cooking utensils were purchased.
		LAKHIMPUR KHERI	Out of 40 schools cooking utensils was available in 36 (60%) schools and source of funding was by Community contribution in 1 (2.5%) school, by KDF in 9 (22.5%) schools, by MME in 11 (27.5%) schools and by others in 2 (5%) schools.	17 (42.5%) schools did not know from where cooking utensils were purchased.
		RAEBARLI	Out of 40 schools cooking utensils was available in 30 (90%) schools and source of funding was by MME in 7 (17.5%) schools and by others in 8 (20%) schools.	25 (62.5%) schools did not know from where cooking utensils were purchased.
		SHRAVASTI	Out of 40 schools cooking utensils was available in 34 (85%) schools by Community contribution in 1 (2.5%) school by MME in 12 (30%) schools and by others in 11 (27.5%) schools.	19 (47.5%) schools did not know from where cooking utensils were purchased.
	16.8 Availability of storage bin and source of its funding	AMETHI	MI found storage bin was available only in 16 (40%) schools. The source of funding was by MDM in 2 (5%) school.	In 24 (60%) schools storage bin was not available.
		LAKHIMPUR KHERI	MI found storage bin was available only in 23 (57.5%) schools. The source of funding was by MDM in 5 (12.5%) school, by MME in 6 (15%) schools, by SMC in 1 (2.5%) school	In 17 (42.5%) schools storage bin was not available.

		RAEBARLI	MI found storage bin was available only in 19 (47.5%) schools. The source of funding was by MDM in 2 (5%) school.	In 21 (52.5%) schools storage bin was not available..
		SHRAVASTI	MI found storage bin was available only in 23 (57.5%) schools.	In 17 (42.5%) schools storage bin was not available.
	16.7 Availability of plates and its funding	AMETHI	Plates were available in 9 (22.5%) schools and the source of its funding was by MDM in 1 (2.5%) school by MME in 5 (12.5%) school and by others in 2 (5%) schools.	In most of the schools the children bring plates from home.
		LAKHIMPUR KHERI	Plates were available in 36 (90%) schools and the source of its funding was by Community contribution in 2 (5%) schools, by MME in 25 (62.5%) school and by others in 1 (2.5%) schools.	In most of the schools the children bring plates from home.
		RAEBARLI	Plates were available in 14 (35%) schools and the source of its funding was by MME in 2 (5%) school and by others in 8 (20%) schools.	In most of the schools the children bring plates from home.
		SHRAVASTI	Plates were available in 13 (32.5%) schools and the source of its funding was by Community contribution in 1 (2.5%) schools, by MME in 4 (10%) school and by others in 1 (2.5%) schools.	In most of the schools the children bring plates from home.
17	17.1 Safety and hygiene	AMETHI	MI observed that children washed their hands before taking meals in 35 (87.5%) schools and take meal in orderly manner in 37 (92.5%) schools, conserve water in 38 (95%) schools and the	

			cooking process is safe in 32 (80%) schools. The fire extinguisher was available in 29 (72.5%) schools	
		LAKHIMPUR KHERI	MI observed that children washed their hands before taking meals in 37 (92.5%) schools and take meal in orderly manner in 37 (92.5%) schools, conserve water in 36 (90%) schools and the cooking process is safe in 28 (70%) schools. The fire extinguisher was available in 36 (90%) schools	
		RAEBARLI	MI observed that children washed their hands before taking meals in 37 (92.5%) schools and take meal in orderly manner in 37 (92.5%) schools, conserve water in 37 (92.5%) schools and the cooking process is safe in 32 (80%) schools. The fire extinguisher was available in 34 (85%) schools	
		SHRAVASTI	MI observed that children washed their hands before taking meals in 36 (90%) schools and take meal in orderly manner in 35 (87.5%) schools, conserve water in 34 (85%) schools and the cooking process is safe in 32 (80%) schools. The fire extinguisher was available in 31 (77.55%) schools	
	17.2 Community Participation	AMETHI	District has reported that VEC/SMC meetings are regularly held on monthly	

			<p>basis. However, MI found that Panchayat participation on monthly basis in 12 (30%) schools, SMC/VEC participation was monthly in 19 (47.5%) schools, parents participation on monthly was observed in 9 (22.5%) schools and urban body participation was observed only in 2 (5%) schools.</p>	
		LAKHIMPUR KHERI	<p>District has reported that VEC/SMC meetings are regularly held on monthly basis. However, MI found that Panchayat participation on monthly basis in 8 (20%) schools, SMC/VEC participation was monthly in 6 (15%) schools, parents participation on monthly was observed in 4 (10%) schools and urban body participation was observed only in 1 (2.5%) schools.</p>	
		RAEBARLI	<p>District has reported that VEC/SMC meetings are regularly held on monthly basis. However, MI found that Panchayat participation on monthly basis in 9 (22.5%) schools, SMC/VEC participation was monthly in 11 (27.5%) schools, parents participation on monthly was observed in 4 (10%) schools and urban body participation was observed only in 9 (22.5%) schools.</p>	

		SHRAVASTI	District has reported that VEC/SMC meetings are regularly held on monthly basis. However, MI found that Panchayat participation on monthly basis in 9 (22.5%) schools, SMC/VEC participation was monthly in 11 (27.5%) schools, parents participation on monthly was observed in 5 (12.5%) schools and urban body participation was observed only in 3 (7.5%) schools.	
	17.2 Frequency of SMC meeting and issue of MDM discussed	AMETHI	SMC meeting held once in 1 (2.5%) schools, twice in 1 (2.5%) school, 3 times in 4 (10%) schools, 4 times in 3 (7.5%) school, 5 times in 2 (5%) school, 7 times in 6 (15%) schools, 8 times in 6 (15%) schools, 9 times in 3 (7.5%) schools, 10 times in 2 (5) schools, 11 times in 2 (5%) school, 12 times in 2 (5%) school. The issue of MDM was discussed once in 3 (7.5%) schools, twice in 5 (12.5%) schools, 3 times in 6 (15%) school, 4 times in 1 (2.5%) schools, 5 times in 5 (12.5%) schools, 7 times in 4 (10%) schools, 8 times in 3 (7.5%) schools, 9 times in 2 (5%) school 10 times in 1 (2.5%) schools 11 times in 1 (2.5%) schools.	In most of the schools SMC register is maintained in all schools but their category wise attendance in the meeting could not be identified
		LAKHIMPUR KHERI	SMC meeting held once in 2 (5%) schools,	In most of the schools SMC register is

			<p>twice in 1 (2.5%) school, 5 times in 1 (2.5%) school, 6 times in 1 (2.5%) schools, 7 times in 1 (2.5%) schools, 8 times in 4 (10%) schools, 9 times in 1 (2.5%) schools, 10 times in 4 (10) schools, 11 times in 2 (5%) school, 12 times in 1 (2.5%) school, And 22 times in 1 (2.5%). The issue of MDM was discussed once in 3 (7.5%) schools, twice in 1 (2.5%) schools, 3 times in 1 (2.5%) school, 4 times in 3 (7.5%) schools, 5 times in 2 (5%) schools, 6 times in 1 (2.5%) schools, 7 times in 3 (7.5%) schools, 9 times in 1 (2.5%) school 10 times in 1 (2.5%) schools</p>	<p>maintained in all schools but their category wise attendance in the meeting could not be identified</p>
		RAEBARLI	<p>SMC meeting held once in 2 (5%) schools, 3 times in 2 (2.5%) schools, 4 times in 1 (2.5%) school, 5 times in 2 (5%) school, 6 times in 7 (17.5%) schools, 7 times in 3 (7.5%) schools, 8 times in 3 (7.5%) schools, 9 times in 3 (7.5%) schools, 10 times in 2 (5) schools, 11 times in 1 (2.5%) school, 12 times in 1 (2.5%) school. The issue of MDM was discussed twice in 3 (7.5%) schools, 3 times in 3 (7.5%) school, 4 times in 4 (10%) schools, 5 times in 3 (7.5%) schools, 6 times in 9 (22.5%) schools,</p>	<p>In most of the schools SMC register is maintained in all schools but their category wise attendance in the meeting could not be identified</p>

			7 times in 2 (5%) schools, 8 times in 1 (2.5%) schools, 10 times in 1 (2.5%) schools 12 times in 1 (2.5%) schools.	
		SHRAVASTI	SMC meeting held once in 2 (5%) schools, twice in 4 (10%) school, 4 times in 1 (2.5%) school, 5 times in 1 (2.5%) school, 6 times in 1 (2.5%) schools, 7 times in 2 (5%) schools, 9 times in 3 (7.5%) schools, 10 times in 9 (22.5) schools, 11 times in 2 (5%) school, 12 times in 3 (7.5%) school, 20 times in 1 (2.5%) school The issue of MDM was discussed once in 2 (5%) schools, twice in 8 (20%) schools, 3 times in 2 (5%) school, 4 times in 4 (10%) schools, 5 times in 5 (12.5%) schools, 6 times in 2 (5%) schools, 7 times in 2 (5%) schools, 8 times in 3 (7.5%) schools, 9 times in 1 (2.5%) school 10 times in 1 (2.5%) schools 11 times in 1 (2.5%) schools 12 times in 1 (2.5%) schools.	In most of the schools SMC register is maintained in all schools but their category wise attendance in the meeting could not be identified
	17.3 Social Audit mechanism	AMETHI	As per the district information social audit mechanism exists in every school. But MI observed that social audit mechanism existed in 25 (62.5%) schools where jan wahan about MDM was practiced.	
		LAKHIMPUR KHERI	As per the district information social audit mechanism exists	

			in every school. But MI observed that social audit mechanism existed in 27 (67.5%) schools where jan wachan about MDM was practiced.	
		RAEBARLI	As per the district information social audit mechanism exists in every school. But MI observed that social audit mechanism existed in 32 (80%) schools where jan wachan about MDM was practiced.	
		SHRAVASTI	As per the district information social audit mechanism exists in every school. But MI observed that social audit mechanism existed in 31 (77.5%) schools where jan wachan about MDM was practiced.	

6 (C) Copy of Office order, notification etc. discussed in the report.

Mid Day Meal Scheme

**F.No. 8-9/2009 MDM 2-1
Government of India
Ministry of Human Resource Development
Department of School Education & Literacy
MDM Division

Shastri Bhavan, New Delhi
Dated 6th February, 2013

Subject: Renewal of Terms of Reference and MOU with Monitoring Institute under SarvaShikshaAbhiyan and Mid Day Meal Scheme for the period from 1.10.2012 to 30.9.2014.

1. **Objectives:** Assessment and analysis of the implementation of the Mid Day Meal Scheme as per the MDM guidelines.
2. **Duration of the ToR:** The duration of the Terms of Reference may be for a period of 2 years from the date of approval of the competent authority instead of from 1st October, 2013 to 30th September, 2015.
3. **Scope of work:** The MDM Bureau endorsed the proposal.
4. **Scale of Work:** No comments to offer
5. **Reports:**
6. **Terms of payment:**
7. **Task of the MIs:**

1. Access
2. Interventions for out of school
3. Quality
4. Girls Education NPEGEL and KGBV
5. Inclusive Education
6. Civil Work
7. Community Mobilization
8. MIS
9. Financial Management

10. Mid Day Meal Scheme

The Monitoring Institutes would send their reports to the Director, Mid Day Meal Scheme of the respective Government at the draft level and after discussion finalize their report. The Director, Mid Day Meal Scheme of the State Government on receipt of the draft report would give his / her comments within 15 days. If the MIs receives no comments in this period the report will be treated as final. The Monitoring Institute shall thereafter be send the report to the Principal Secretary / Secretary of the Nodal Department and Director, Mid Day Meal Scheme of the State / UT with a copy to Director, Mid Day Meal, Government of India.

Circulars, Orders and other relevant documents

Institute of Advanced Studies in Education**Faculty of Education****JAMIA MILLIA ISLAMIA**Maulana Mohammed Ali Jauhar Marg,
Jamia Nagar, New Delhi - 110 025Tel : 011-26935307(O)
011-26981717 Extn 2152
26844803 (R) Mobile 9818629549
E-mail shoeb_abdullah@yahoo.com**Dr. SHOEB ABDULLAH**

M.Sc. (Phy.), M.Ed., Ph.D. (Phy., Alig.)

Prof. in Education

M.I. Coordinator, SSA Monitoring Project in U.P.

Head, IASE

Dated: 28.03.2015

Mrs. Sheetal Verma(IAS)

State Project Director (SPD)

U.P. Education for all Projects

State Project Office, Vidya Bhawan

Nishat Ganj, Lucknow - 226004

Uttar Pradesh

Dear Madam,

It is to bring to your kind notice that our monitoring team will be visiting the following districts from 12th April to 5th May, 2015.

	Name of MIs	District	Date of monitoring visits
1.	Dr. Ansar Alam	Saravasti	12.04.2015 to 22.04.2015
2.	Dr. M.H.Quasmi	Lakhimpur	20.04.2015 to 30.04.2015
3.	Mr. Shakeel Ahmad Khan	Raebareli	20.04.2015 to 30.04.2015
4.	Dr. Jasim Ahmad	Amethi	30.04.2015 to 10.05.2015

The detailed itinerary will be forwarded to you shortly. It is for your kind information and necessary action.

It is for your kind perusal.

Best regards.

Yours truly

S. Abdullah

(Prof. Shoeb Abdullah)

Principal Project Coordinator (SSA&MDM)




एडसिल (इण्डिया) लिमिटेड
(भारत सरकार का उद्यम)

(आई एस ओ 9001-2008 तथा 14001-2004 प्रमाणित कंपनी)

EdCIL (India) Limited

(A GOVERNMENT OF INDIA ENTERPRISE)

(An ISO 9001-2000 & 14001-2004 Certified Company)



सर्व शिक्षा अभियान
सब पढ़े सब बढ़े

एडसिल का

तकनीकी अनुसमर्थन समूह

EdCIL's

Technical Support Group

■ विजया बिल्डिंग, पांचवां तल, 17-बाराखम्बा रोड, नई दिल्ली-110001

■ Vjaya Building, 5th Floor, 17-Barakhamba Road, New Delhi-110001

दूरभाष / Tel.: 91-11-23765605 to 23765612 फैक्स / Fax : 91-11-23765614, 23765602

K.Girija Shankar

Senior Consultant (Monitoring)SSA

09810956826/09968678488 /011-23765605 to 23765612 Ext 151,150,149

Fax No: 011-23765614

Email: monitoringinstitution@gmail.com

Letter No: TSG/SEN/MON/MI/MOU 2013-15/ dated 5th August 2013

To

7. **The Registrar,**
Jamia Millia Islamia, Jamia Nagar – 110025,
New Delhi

Subject: Renewal of the MoU (2013-15) between Monitoring Institutes and MHRD for monitoring under SSA & MDM – Regarding.

Sir/Madam,

Find enclosed herewith a copy of the Memorandum of Understanding (MoU) duly signed by the authorized signatory of Jamia Millia Islamia (MI) and accepted by MHRD for monitoring of SSA & MDM activities for period two year from 1.04.2013 to 31.03.2015. The details of State/UT allocated and number of districts to be monitored is given below:

Sl. No.	Name of the Monitoring Institution	State/UT for which Monitoring Institution is to undertake Monitoring Activities	No. of Districts the MI is to monitor in 2 years (2013-15)	No of Districts the MI is to monitor in first six months (2013-14)	No of Districts the MI is to monitor in second six months (2013-14)	No of Districts the MI is to monitor in first six months (2014-15)	Number to be covered by MI in second six months (2014-15)	Name of the Districts
1	Jamia Millia Islamia, New Delhi	Uttar Pradesh	18	5	4	5	4	1. Balrampur 2. Basti, 3. Shravasti, 4. Siddharthnagar, 5. Lakhimpur, 6. Lucknow, 7. Sultanpur, 8. Sitapur, 9. Barabanki, 10. Faizabad, 11. Sant Kabir Nagar, 12. Unao 13. Hardoi, 14. Ambedkar Nagar, 15. Raibareilly, 16. Bahraich 17. Gonda, 18. Chhatrapati Shahuji Maharaj Nagar (Amethi)


2. As per the above statement your institution is requested to undertake monitoring activities of SSA & MDM duly following the signed MoU 2013-15 & ToR 2013-15.

3. The Project Manager (SSA), Ed.CIL (India) Limited, Mobile No. 09311266778, Direct No. 23765600 (Direct), Email ID: mdmgoel@gmail.com will release funds to your institute as per the signed MoU (2013-15) and ToR 2013-15.

4. For any clarification you are requested to kindly contact the undersigned Shri. K. Girija Shankar, Senior Consultant, Monitoring, Mobile: 09810956826, 09968678488, EPABX No. 23765605-12, Ext. 151, 150, 149. Fax No. 011-23765614.

Thanking you

Yours faithfully


(K. Girija Shankar)

Senior Consultant (Monitoring), SSA,

5/08/2013

✓ Nodal Officer, (Dr. Shoeb Abudullah, Associate Professor, IASE, Faculty of Education, Jamia Millia Islamia, Jamia Nagar-110025, New Delhi) for information and with a request to undertake monitoring activities as per the signed MoU & ToR 2013-15

MOU for UP (Jemiy)

41

MEMORANDUM OF UNDERSTANDING

This Memorandum of Understanding (MOU) is made on 15th day of Month July 2013 between the Ministry of Human Resource Development, Department of School Education & Literacy, Shastri Bhavan, New Delhi and Jamia Millia Islamia, Jamia Nagar, New Delhi, 110025 (name of Monitoring Institute with full address).

2. Ministry of Human Resource Development, Department of School Education & Literacy, Shastri Bhavan, New Delhi - 110001, hereinafter referred to as Government of India (GOI), agreed to engage Jamia Millia Islamia, Jamia Nagar, New Delhi, 110025 (name of Monitoring Institute with complete address), hereinafter referred to as Monitoring Institute (MI), for monitoring implementation of SSA Programme including National Programme for Education of Girls at Elementary Level, Mid-day-Meal Scheme and Kasturba Gandhi Balika Vidhyalaya Scheme, hereinafter referred to as Schemes, for two years from 1st April, 2013 to 31st March, 2015 in the State Uttar Pradesh (U.P) and number of districts allocated is ~~18~~ 16. The agreed terms and conditions of this engagement are detailed hereinafter.

3. The MI shall monitor the Schemes with the objectives of (i) assessment and analysis of the implementation of the approved interventions and processes underlying these interventions at the habitation and school level keeping in view the overarching goals of these schemes and the provisions under RTE Act, 2009 and (ii) identification of the social, cultural, linguistic or other barriers coming in the way of successful implementation of the schematic interventions and attainment of these goals.

- i. The MI shall cover all the districts allotted to it during the period of two years and 40 Elementary Schools in a block of 6 months in each of the districts to be covered during that period. It is obvious, therefore, that the MI will cover one fourth of the districts allotted to it in the every block of 6 months.
- ii. If the MI is allotted state/UT having four or less than four districts, it must cover one district in every block of 6 months even if it means covering the same district in each of the four blocks.
- iii. The MI shall select the schools to be visited, as far as possible, as per the following criteria: -
 - (a) Higher gender gap in enrolment,
 - (b) Higher proportion of SC/ST students,
 - (c) Low retention rate and higher drop-out rate
 - (d) Schools with a minimum of three CWSN.
 - (e) The habitation where the school is located at has sizeable number of OoSC.
 - (f) The habitations where the school is located at witnesses in-bound and out-bound seasonal migration,
 - (g) The habitation where the school is located at is known to have sizeable number of urban deprived children.
 - (h) The school is located in a forest or far flung area.
 - (i) The habitation where the school is located at witnesses recurrent floods or some other natural calamity.
- iv. The MI shall also ensure that at least eight out of 40 schools are from urban areas, six are with Special Training Centers (three residential and three non-residential) attached to it, two have civil works sanctioned for them, two are from NPEGEL blocks and three have a minimum of three CWSN (priority to those having other than Orthopedically Impaired children); three each are covered under the Computer Aided Learning (CAL) and KGBV scheme.

- (42)
- v. The selection of schools shall be done on the basis of the latest school report card generated through DISE, HHS data and consultation with the district SSA functionaries. The procedure and criteria adopted for the selection of schools shall form an essential part of the MI's report.
- vi. The MI shall carefully select the persons, if someone other than the nodal officer is to undertake the monitoring, and ensure that they are properly and adequately trained. However, under no circumstances the responsibility of monitoring shall be outsourced or sublet to any other agency and the collection of data be seen as an exercise not integral to the overall responsibility of monitoring. Besides, the Nodal Officer must visit himself / herself at least one third of the selected schools in every block of 6 months, and make a mention in the report to be submitted to TSG/MHRD.
4. The MI shall undertake the monitoring in accordance with the Terms of Reference and the Tools for Monitoring enclosed with the MoU (Annexure).
5. The Tools for Monitoring can be revised by the first party in consultation with the MI with a view to improving the quality of the monitoring as per the Terms of Reference enclosed.
6. The MI shall submit the draft reports pertaining to SSA in respect of the districts covered in a block of 6 months within one month of the last date of that block to the State Project Director and the Director of the scheme respectively. State Project Director scheme shall arrange for sharing of the draft report with the MI and district SSA/education department functionaries within 15 days of the receipt of the draft report and shall convey their comments thereon to the MI within 7 days of the meeting. The MI shall submit the final reports in respect of SSA within 15 days of receiving the comments of the SPD. If the meetings at the State Project Office are not held and their comments not received within the prescribed timeframe, MI shall not be required to wait any longer and shall go ahead with the finalization of the report. The final reports shall be addressed to the SPD of SSA in the State/UT and separate copies thereof in respect of SSA be endorsed to the Sr. Consultant (Monitoring Institutes), TSG for SSA and the designated officers in the Department of School Education & Literacy, Ministry of Human Resource Development, Shastri Bhawan, New Delhi-110001.
7. The Government of India shall supply a copy each of the approved Annual Work Plan and Budget and Appraisal Report for the state/UT concerned, SSA framework for implementation, SSA manual for procurement and financial management and proceedings of the workshops held under the various component to the MI to facilitate the monitoring.
8. The MI shall approach the State Project Director for a meeting with the Programme Officers/Consultants of various components to discuss and have a clear idea of the programmatic aspects. The State Project Director shall arrange such meeting as early as possible, so that the schedule of school visits is not affected adversely.
9. The MI shall furnish to the State Project Office and the District Project Office the complete programme of school visits to be undertaken in the six monthly block at least 10 days ahead of the first school to be visited and it shall be the responsibility of the District Project Director concerned to communicate this programme to the sub-district level functionaries, schools and school management committees concerned and to make the necessary arrangements for the transport and stay of the MI representatives.
10. The GOI shall pay the MIs as per the costing detailed below: -
- (i) The MI shall spend two full days for visit to each of the schools and be entitled to the payment of Rs. 3,000/- for each school monitored.
 - (ii) It shall be entitled to the payment of Rs. 25,000/- for contingent expenditure per district covered for the whole period of two years.
 - (iii) The MI shall be paid an amount of Rs. 15,000/- for the preparation of each of the half yearly reports.

43

- (iv) The MI shall be entitled to the payment of the cost of training of 5 field investigators per district for 5 days @ Rs. 200/- per person per day for each block of 6 months.
- (v) The representatives of the MI undertaking the visits to the SPO/DPO/school shall be entitled to claim TA/DA as per the rules of the MI provided they do not avail the transport facility or hospitality from the SSA authorities. The TA/DA will be paid by the Monitoring Institute from the grants released by the Government of India and claimed as expenditure while seeking further release of grants. TA/DA claims will need to be submitted in the prescribed format together with all related bills in original and with a certificate that arrangements for transport and hospitality was not made by the SSA.

11. The details of the terms of payment by GOI will be as follows: -

- (i) The Government of India shall pay 75% of the entitled amount to the MIs as first installment of the first year, so that the MI can start the monitoring work of the second 6 monthly block immediately after submitting the report for the first 6 monthly block.
- (ii) Balance of 25% of the entitled amount for the first year shall be paid to the MI only after expenditure to the tune of 75% of the amount released as first installment is incurred and the expenditure statement duly certified by the Finance Office/Registrar of the MI is furnished and the report for the first half yearly block is submitted.
- (iii) 75% of the entitled amount to the MIs as 1st installment of the second year of the project shall be paid subject to furnishing of both the half yearly report of the previous year and incurring of expenditure of at least 75% of the funds released during previous year. The unspent balance with MI for the first year of the project will be adjusted while releasing the first installment of second year.
- (iv) 2nd installment for the second year of the project shall be released only after the MIs furnish both the half yearly reports for the second year of the project.

12. This MOU can be annulled at any time by both the sides by giving a notice of two months, giving the reasons for such action to the other.

13. In the event of any question, dispute or differences arising under or out of or in connection with the activities as above and as detailed in the Terms of Reference to the Monitoring Institutes, the same shall be referred to the Secretary, Department of School Education and Literacy or to any other person appointed by him.

Agreed and Accepted.

(Signature)
 Registrar
 Jamia Millia Islamia
 Central University
 New Delhi-110025
 Authorized Signatory
 Monitoring Institutes

(Signature)
 Shri A.K. Tewari / A. K. TEWARI
 Under Secretary
 Department of School Education & Literacy
 Ministry of Human Resource Development
 Shastri Bhavan, New Delhi.

*S. Abdullah
 (Prof. Shoeb Abdullah)
 MI Coordinator
 Prof. Shoeb Abdullah
 MI Coordinator
 SSA Monitoring Project, MHRD
 IASE - FIO Education
 J.M.I., New Delhi-110025*

Forwarded

16.7.13
 Head
 Deptt. of Teacher Training & NFE
 Faculty of Education
 Jamia Millia Islamia
 Delhi-110025

Institute of Advanced Studies in Education

Faculty of Education

JAMIA MILLIA ISLAMIA

Maulana Mohammed Ali Jauhar Marg,
Jamia Nagar, New Delhi - 110 025

Tel. : 011-26935307(O)
011-26981717 Extn 2152
26844803 (R). Mobile : 9818629549
E-mail : shoeb_abdullah@yahoo.com



Dr. SHOEB ABDULLAH

M.Sc. (Phy.), M.Ed., Ph.D. (Phy., Alig.)

Reader in Education

M.I. Coordinator, SSA Monitoring Project in U.P

Dated: 18.04.2015

Principal Coordinator, RMSA Project in Bihar
HOD, IASE

Mrs. Sheetal Verma (IAS)

State Project Director (SPD)

U.P. Education for all Projects

State Project Office, Vidya Bhawan

Nishat Ganj, Lucknow - 226004

Uttar Pradesh

Subject: Visit of **Prof. Shoeb Abdullah**, Principal Coordinator and **Prof. Mohd. Akhtar Siddiqui**, Coordinator SSA & MDM Monitoring Project on 27.04.15 to 28.04.15 regarding. (Prof. Shoeb Abdullah Mob: 09818629549 and Prof. M. Akhtar Siddiqui Mob: 09650184387)

Madam,

As you are aware that field visit by representatives of M.I. Jamia Millia Islamia for SSA & MDM monitoring in Uttar Pradesh U.P will be conducted during **13 April, 2015 to - 10 May, 2015** in four districts. (1. Saravasti 2. Rae Bareli 3. Lakhimpur Kheri 4. Amethi.)

I and Prof. Mohd. Akhtar Siddiqui will visit the Project offices at Lucknow and in the districts where monitoring work would be carried out by the MI representatives in order to oversee their work and interact with the concerned Project officials/stake holders at both the levels on 27.04.15 & 28.04.15 as per following itinerary:

27.04.2015: 08.05 a.m. Arrival at Lucknow airport by flight No. AI 411.
27.04.2015: 11.00 a.m. Onwards. Meeting with SSA &MDM state Project officials.
28.04.2015: 7.30 a.m. Departure for Rae Bareili by Road.
28.04.2015: 8.45 am Visit to Schools
28.04.2015: 1.00 p.m. to 3 pm Meeting with DPO and other functionaries.
28.04.2015 3.30 p.m. Return from Rae Bareili to lucknow
28.04.2015: 18.15 p.m. Departure for Delhi

Necessary arrangements may kindly be made to receive them and to facilitate their stay, field visits, interaction with concerned officials of SSA & MDM and collection of key information by them on the implementation of SSA & MDM in the state.

Yours sincerely

S. Shoeb Abdullah
(Prof. Shoeb Abdullah)

Principal Coordinator, SSA & MDM Monitoring Project in U.P

S. Shoeb Abdullah
Prof. Shoeb Abdullah
Principal Project Coordinator
SSA & MDM, RMSA Monitoring Project, MHRD
IASE F/o Education
J.M.I., New Delhi-110025

**Institute of Advanced Studies in Education
Faculty of Education**

JAMIA MILLIA ISLAMIA

Maulana Mohammed Ali Jauhar Marg,
Jamia Nagar, New Delhi - 110 025

Tel. (O) : 011-26935307, 26823108, 26981717
Extn. 2142 Mobile : 9818629549
E-mail : shoeb_abdullah@yahoo.com



Prof. SHOEB ABDULLAH

Professor in Education
Principal Project Coordinator/Nodal Officer
SSA & MDM, RMSA Monitoring Project (MHRD)

Dated: 15.09.2015

HEAD, IASE

To

Ms. Rina Ray, IAS,
Additional Secretary,
Ministry of HRD, Room No.116, C Wing, Shastri Bhawan,
New Delhi-110001

Letter No1/ Monitoring Institution/1/2014-15 dated 14.09.2015

Respected Sir/Madam


**Subject: Release of 25% funds and monitoring work for the year 2015-16-
Regarding.**

With reference to the above subject it is to inform that our institution is undertaking monitoring activities of SSA since 2002-03 & MDM Since 2006 and RMSA since 2014. Presently signed MOU for SSA and MDM was for the period of 1.4.2013 to 31.3.2015 with 07.6.2015 as the date of submission of the reports.

2. Accordingly, monitoring activities of SSA and MDM were undertaken and report submitted to Shri K. Girija Shankar Senior Consultant, (Monitoring) SSA, Technical Support Group (TSG), Sarva Shiksha Abhiyan, EdCIL India Limited 5th Floor, Room No.511, Vijaya Building, 17- Barakhamba Road, New Delhi - 110001 with a copy forwarded to Shri A.K. Tiwari, Under Secretary, Department of School Education & Literacy, Ministry of HRD, Room No.405, C-Wing, Shastri Bhawan, New Delhi - 110001. The reports are also uploaded on the MHRD,S Website for perusal. As a Nodal Officer I have been attending the PAB meetings chaired by the Secretary (SE&L) and sharing the actual findings of the SSA and MDM implementation.

3. This MI has submitted Statement of expenditure and Utilization Certificate to Shri S. Ghosh, Project Manager(SSA), Technical Support Group(TSG), Sarva Shiksha Abhiyan, EdCIL India Limited 5th Floor, Room No.511, Vijaya Building, 17- Barakhamba Road, New Delhi - 110001, 4 months back, for releasing of instalment of Project Grant 25% funds for the year 2014-15. However, till date the remaining grant has not been received. Due to this reason we are unable to pay salary to staff engaged for the monitoring work of SSA & MDM.

P.T.O


18/9/15

Institute of Advanced Studies in Education
Faculty of Education

JAMIA MILLIA ISLAMIA

Maulana Mohammed Ali Jauhar Marg,
Jamia Nagar, New Delhi - 110 025

Tel. (O) : 011-26935307, 26823108, 26981717
Extn. 2142 Mobile : 9818629549
E-mail : shoeb_abdullah@yahoo.com



Prof. SHOEB ABDULLAH

Professor in Education
Principal Project Coordinator/Nodal Officer
SSA & MDM, RMSA Monitoring Project (MHRD)

4. Further it is to submit that the present MOU for SSA & MDM monitoring for the 2013-2015 is now over and the same for the next two years i.e. 2015-17 has to be signed so that monitoring work may be continued. Till date we have not received draft TOR and MOU for the year 2015-17. We are very much interested in continuing to undertake monitoring activities of SSA & MDM as we have been undertaking this work for the last 12 years.

Thanking you

Yours faithfully

S. Shoeb Abdullah

(Prof. Shoeb Abdullah)

Principal Project Coordinator/Nodal officer
SSA & MDM

Copy to:

1. Dr. Subash Chandra Khuntia, IAS, Secretary, Department of School Education & Literacy, Ministry of HRD, Room No.124, C Wing, Shastri Bhawan, New Delhi-110001
2. Shri Virender Singh, Deputy Secretary, Room No.212, C-Wing, Shastri Bhawan, New Delhi-110001. for urgent necessary action.
3. Shri K. Girija Shankar Senior Consultant, (Monitoring) SSA, Technical Support Group (TSG), Sarva Shiksha Abhiyan, EdCIL India Limited 5th Floor, Room No.511, Vijaya Building, 17- Barakhamba Road, New Delhi – 110001, for urgent necessary action.

**Institute of Advanced Studies in Education
Faculty of Education**

JAMIA MILLIA ISLAMIA

Maulana Mohammed Ali Jauhar Marg,
Jamia Nagar, New Delhi - 110 025

Tel. (O) : 011-26935307, 26823108, 26981717
Extn. 2142 Mobile : 9818629549
E-mail : shoeb_abdullah@yahoo.com



Prof. SHOEB ABDULLAH

Professor in Education
Principal Project Coordinator/Nodal Officer
SSA & MDM, RMSA Monitoring Project (MHRD)
HEAD, IASE

Dated: 15.09.2015

To

Dr. Subash Chandra Khuntia, IAS,
Secretary, Department of School Education & Literacy,
Ministry of HRD, Room No.124, C Wing,
Shastri Bhawan, New Delhi-110001

Letter No1/ Monitoring Institution/1/2015-16 dated 14.09.2015

Respected Sir/Madam


**Subject: Release of 25% funds and monitoring work for the year 2015-16-
Regarding.**

With reference to the above subject it is to inform that our institution is undertaking monitoring activities of SSA since 2002-03 & MDM Since 2006 and RMSA since 2014. Presently signed MOU for SSA and MDM was for the period of 1.4.2013 to 31.3.2015 with 07.6.2015 as the date of submission of the reports.

2. Accordingly, monitoring activities of SSA and MDM were undertaken and report submitted to Shri K. Girija Shankar Senior Consultant, (Monitoring) SSA, Technical Support Group (TSG), Sarva Shiksha Abhiyan, EdCIL India Limited 5th Floor, Room No.511, Vijaya Building, 17- Barakhamba Road, New Delhi - 110001 with a copy forwarded to Shri A.K. Tiwari, Under Secretary, Department of School Education & Literacy, Ministry of HRD, Room No.405, C-Wing, Shastri Bhawan, New Delhi - 110001. The reports are also uploaded on the MHRD'S Website for perusal. As a Nodal Officer I have been attending the PAB meetings chaired by the Secretary (SE&L) and sharing the actual findings of the SSA and MDM implementation.

3. This MI has submitted Statement of expenditure and Utilization Certificate to Shri S. Ghosh, Project Manager(SSA), Technical Support Group(TSG), Sarva Shiksha Abhiyan, EdCIL India Limited 5th Floor, Room No.511, Vijaya Building, 17- Barakhamba Road, New Delhi - 110001, 4 months back, for releasing of instalment of Project Grant 25% funds for the year 2014-15. However, till date the remaining grant has not been received. Due to this reason we are unable to pay salary to staff engaged for the monitoring work of SSA & MDM.

P.T.O


18/09/15

**Institute of Advanced Studies in Education
Faculty of Education**

JAMIA MILLIA ISLAMIA

Maulana Mohammed Ali Jauhar Marg,
Jamia Nagar, New Delhi - 110 025

Tel. (O) : 011-26935307, 26823108, 26981717
Extn. 2142 Mobile : 9818629549
E-mail : shoeb_abdullah@yahoo.com



Prof. SHOEB ABDULLAH

Professor in Education
Principal Project Coordinator/Nodal Officer
SSA & MDM, RMSA Monitoring Project (MHRD)

4. Further it is to submit that the present MOU for SSA & MDM monitoring for the 2013-2015 is now over and the same for the next two years i.e. 2015-17 has to be signed so that monitoring work may be continued. Till date we have not received draft TOR and MOU for the year 2015-17. We are very much interested in continuing to undertake monitoring activities of SSA & MDM as we have been undertaking this work for the last 12 years.

Thanking you

Yours faithfully

S. Abdullah

(Prof. Shoeb Abdullah)

Principal Project Coordinator/Nodal officer
SSA & MDM

Copy to:

1. Dr. Subash Chandra Khuntia, IAS, Secretary, Department of School Education & Literacy, Ministry of HRD, Room No.124, C Wing, Shastri Bhawan, New Delhi-110001
2. Shri Virender Singh, Deputy Secretary, Room No.212, C-Wing, Shastri Bhawan, New Delhi-110001. for urgent necessary action.
3. Shri K. Girija Shankar Senior Consultant, (Monitoring) SSA, Technical Support Group (TSG), Sarva Shiksha Abhiyan, EdCIL India Limited 5th Floor, Room No.511, Vijaya Building, 17- Barakhamba Road, New Delhi – 110001, for urgent necessary action.

**Institute of Advanced Studies in Education
Faculty of Education**

JAMIA MILLIA ISLAMIA

Maulana Mohammed Ali Jauhar Marg,
Jamia Nagar, New Delhi - 110 025

Tel. (O) . 011-26935307, 26823108, 26981717
Extn. 2142 Mobile : 9818629549
E-mail : shoeb_abdullah@yahoo.com



Prof. SHOEB ABDULLAH

Professor in Education
Principal Project Coordinator/Nodal Officer
SSA & MDM, RMSA Monitoring Project (MHRD)

Dated: 15.09.2015

HEAD, IASE

To
Shri Virender Singh,
Deputy Secretary, Department of School Education & Literacy
Ministry of HRD, Room No.212, C-Wing, Shastri Bhawan,
New Delhi-110001.

Letter No1/ Monitoring Institution/1/2015-16 dated 14.09.2015

Respected Sir/Madam

**Subject: Release of 25% funds and monitoring work for the year 2015-16-
Regarding.**

With reference to the above subject it is to inform that our institution is undertaking monitoring activities of SSA since 2002-03 & MDM Since 2006 and RMSA since 2014. Presently signed MOU for SSA and MDM was for the period of 1.4.2013 to 31.3.2015 with 07.6.2015 as the date of submission of the reports.

2. Accordingly, monitoring activities of SSA and MDM were undertaken and report submitted to Shri K. Girija Shankar Senior Consultant, (Monitoring) SSA, Technical Support Group (TSG), Sarva Shiksha Abhiyan, EdCIL India Limited 5th Floor, Room No.511, Vijaya Building, 17- Barakhamba Road, New Delhi - 110001 with a copy forwarded to Shri A.K. Tiwari, Under Secretary, Department of School Education & Literacy, Ministry of HRD, Room No.405, C-Wing, Shastri Bhawan, New Delhi - 110001. The reports are also uploaded on the MHRD, S Website for perusal. As a Nodal Officer I have been attending the PAB meetings chaired by the Secretary (SE&L) and sharing the actual findings of the SSA and MDM implementation.

3. This MI has submitted Statement of expenditure and Utilization Certificate to Shri S. Ghosh, Project Manager(SSA), Technical Support Group(TSG), Sarva Shiksha Abhiyan, EdCIL India Limited 5th Floor, Room No.511, Vijaya Building, 17- Barakhamba Road, New Delhi - 110001, 4 months back, for releasing of instalment of Project Grant 25% funds for the year 2014-15. However, till date the remaining grant has not been received. Due to this reason we are unable to pay salary to staff engaged for the monitoring work of SSA & MDM.

P.T.O

[Handwritten signature]
12/9/15

**Institute of Advanced Studies in Education
Faculty of Education**

JAMIA MILLIA ISLAMIA

Maulana Mohammed Ali Jauhar Marg,
Jamia Nagar, New Delhi - 110 025

Tel. (O) : 011-26935307, 26823108, 26981717
Extn. 2142 Mobile : 9818629549
E-mail : shoeb_abdullah@yahoo.com



Prof. SHOEB ABDULLAH

Professor in Education
Principal Project Coordinator/Nodal Officer
SSA & MDM, RMSA Monitoring Project (MHRD)

4. Further it is to submit that the present MOU for SSA & MDM monitoring for the 2013-2015 is now over and the same for the next two years i.e. 2015-17 has to be signed so that monitoring work may be continued. Till date we have not received draft TOR and MOU for the year 2015-17. We are very much interested in continuing to undertake monitoring activities of SSA & MDM as we have been undertaking this work for the last 12 years.

Thanking you

Yours faithfully

S. Shoeb Abdullah

(Prof. Shoeb Abdullah)

Principal Project Coordinator/Nodal officer
SSA & MDM

Copy to:

1. Dr. Subash Chandra Khuntia, IAS, Secretary, Department of School Education & Literacy, Ministry of HRD, Room No.124, C Wing, Shastri Bhawan, New Delhi-110001
2. Shri Virender Singh, Deputy Secretary, Room No.212, C-Wing, Shastri Bhawan, New Delhi-110001. for urgent necessary action.
3. Shri K. Girija Shankar Senior Consultant, (Monitoring) SSA, Technical Support Group (TSG), Sarva Shiksha Abhiyan, EdCIL India Limited 5th Floor, Room No.511, Vijaya Building, 17- Barakhamba Road, New Delhi – 110001, for urgent necessary action.

सेवा में,

मानव संसाधन विकास मंत्रालय

भारत सरकार

नई दिल्ली

विषय- अंशकालीन शिक्षिकाओं का मानदेय बढ़ाने के स्थान पर घटाये जाने के सम्बन्ध में

महोदय, सादर अवगत कराना चाहती हूँ कि राज्य के सभी जिलों के पिछड़े विकास खण्डों में 11-14वर्ष की गरीब बालिकाओं के लिए कस्तूरबा गाँधी आवासीय बालिका विद्यालय 2005-06 से संचालित हैं जिनमें प्रातः 9:30 से सायं 4 बजे तक के शिक्षण कार्य के लिए वर्डिन, पूर्णकालिक शिक्षिका, अंशकालीन शिक्षिकाएँ नियुक्त की गईं जिनका मानदेय समय-श-पर क्रमशः इसप्रकार रहा है:—

पद	मानदेय 2006 में	मानदेय 2009 में	मानदेय 2014 में
वर्डिन	7,000	11,000	25,000
पूर्णकालिक शिक्षिका	6,000	9200	20,000
अंशकालीन शिक्षिका	4,000	7200	5000

अंशकालीन शिक्षिकाओं का मानदेय 2014 में बढ़ाने के स्थान पर घटा दिया गया है समान योग्यता व समान समय में शिक्षण कार्य करने पर भी मानदेय में इतनी अधिक विसंगति पहलीबार हुई है।

अतः आपसे अनुरोध है कि अंशकालीन शिक्षिकाओं की योग्यता व कार्य के घटे को देखते हुए मानदेय बढ़ाने की कृपा करें। धन्यवाद।

भवदीय

अंशकालीन शिक्षिकाएँ
कस्तूरबा गाँधी आवासीय बालिका विद्यालय
सूची, सलोन, रायबरेली

1. निशा शुक्ला Nisha
28/4/15

2. सुनीता मौर्या Smawrya

3. नीतू सिंह Nitu Singh
28/4/15

दिनांक
28/4/2015

आदरणीय परियोजना निदेशक !

सविनय प्रणाम ।

(विषय - घटते वेतन के परिप्रेक्ष्य में)

महोदय !

विदित हो कि उत्तर-प्रदेश में संचालित कस्तूरबा गाँधी आवासीय बालिका विद्यालय में कार्यरत गैर आवासीय पूर्ण कालिक शिक्षिका (प्रातः 10.00 से सांय 4.00) शैक्षिक एवं शिक्षणेत्तर कार्यों में रत शिक्षिकाओं के वेतन को बढ़ती मंहगाई (परिवहन शुल्क) के अनुरूप न बढ़ाकर उन्हें अपने ही विद्यालय में कार्यरत स्टाफ के मध्य उपहास का पात्र बनने को विवश होना पड़ा । उपर्युक्त परिस्थितियाँ अध्यापन कार्यों पर भी विपरीत प्रभाव डालती हैं ।

अतएव आपसे विनम्र निवेदन है कि उक्त सम्बन्ध में यथाशीघ्र निर्णय लेने हेतु प्रशासन का ध्यान इस ओर आकृष्ट करने कष्ट करें । अति कृपा होगी ।


दिनांक:

श्रीमती दीपिका चौधरी



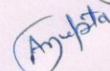
भवदीय —
गैर आवासीय पूर्ण कालिक शिक्षिका
(विकास खण्ड - अमावाँ जिला - रायबरेली)

श्रीमती सरला पाण्डेय



डा. न. प. तायल
क० ग० ० आ० बा० विद्यालय
अमावाँ रायबरेली

श्रीमती अनुराधा गुप्त



सेवा में,

भारत सरकार (प्रधानमंत्री)
नई दिल्ली

महोदय,

सादर अवगत कराना है कि कस्तूरबा गाँधी आ. वा. वि. भारत सरकार द्वारा सर्व शिक्षा अभियान के अन्तर्गत संचालित किए जा रहे हैं। उक्त प्र. में 746 कस्तूरबा विद्यालय हैं, जिसमें बच्चों को आवासीय शिक्षा उपलब्ध कराई जा रही है। लगभग 11 वर्ष से अन्य स्टाफ की तरह अशकालिक शिक्षक/शिक्षिकाएं संविदा पर कार्यरत हैं। सन् 2014 से समस्त स्टाफ के वेतन में वृद्धि की गई जबकि उसी अंगद अशकालिक शिक्षक/शिक्षिकाओं का मानदेय 7200/ से बढ़ाकर भारत सरकार के द्वारा 5000/ निर्धारित किया गया जो कि ऐतिहासिक दृष्टि से पहली बार ऐसा हुआ है कि मानदेय बढ़ने की बजाय घटा दिया गया। यह अव्यक्त निन्दनीय कार्य है। आपसे अनुरोध है कि अशकालिक शिक्षिकाओं का मानदेय उनकी कार्य-सारणी जो कि अन्य स्टाफ की तरह 10सेप बजे तक है, उस दृष्टि से उन्हीं लोगों की तरह हमारे मानदेय में भी वृद्धि की जाने की कृपा करें।

इस वेतन विसंगति को दूर करने की कृपा की जाये।

आपकी महान कृपा होगी।

अशकालिक शिक्षिकाएं
के.जी.बी.पी. हस्त
रायवरेली

Roopa Singh
28-04-15
Komal
Verma
28-04-15

सेवा में,

मानव संसाधन विकास मंत्रालय
भारत सरकार
नई दिल्ली

विषय - कस्तूरबा गाँधी आवासीय बालिका विद्यालय के समस्त स्टाफ के नियमतीकरण एवं सातवें वेतन आयोग के अनुसार वेतन वृद्धि के सम्बन्ध में।

महोदय,

सादर अवगत कराना चाहती हूँ कि विद्यालय का समस्त स्टाफ पिछले आठ वर्षों से कार्यरत है जिसे प्रत्येक वर्ष नवीनीकरण की जटिल प्रक्रिया से गुजरना पड़ता है अतः नवीनीकरण की प्रक्रिया समाप्त कर नियमित करके स्थायित्व प्रदान किया जाय।

स्टाफ के मानदंड की विसंगति दूर करते हुए सातवें वेतन आयोग के अनुसार वेतन वृद्धि किया जाय।

नवोदय विद्यालय की भौति के. जी. बी. वी. में भी चिकित्सीय अवकाश, मातृत्व अवकाश एवं समस्त अवकाश सर्वैतनिक करने का प्रावधान किया जाय।

चपरासी, चौकीदार को रहने के लिए कक्ष की व्यवस्था किया जाय। वर्तमान समय में इनके निवास हेतु कोई प्रबन्ध नहीं है जिसकारण ये लोग रकूले आसमान के नीचे जीवन यापन करने को बाध्य है।

दिनांक
28/4/25

शिवदेवी

कंचनलता

बिद्या

Nulav
Warden

Nisha (P.T.T.)

F.T.T.

Ar.H.

प्रशासक (अ.प्र.)
विद्यालय

प्रार्थीगण

समस्त स्टाफ के. जी. बी. वी.
सूची, सलीम रायवैली

Nitu Singh (P.T.T.)

Srinawya P.T.T.



सर्व शिक्षा अभियान



सब पढ़ें सब बढ़ें

कार्यालय जिला बेसिक शिक्षा अधिकारी लखीमपुर-खीरी

पत्रांक: सर्वशिक्षा / 136-141

/2015-16

दिनांक 24/4/2015

समस्त खण्ड शिक्षा अधिकारी / नगर शिक्षा अधिकारी, (नाम से)
जनपद-खीरी।

विषय- भारत सरकार से चयनित संस्था द्वारा सर्व शिक्षा अभियान के अन्तर्गत संचालित कार्यक्रमों के अनुश्रवण एवं मूल्यांकन के संबंध में।
उपरोक्त विषयक राज्य परियोजना कार्यालय लखनऊ के पत्र संख्या नियोजन/एस0एस0ए0/-/2015-16 दिनांक 09.04.2015 के अन्तर्गत भारत सरकार द्वारा तैयार किये गये टर्म्स ऑफ रिफरेंस के आधार पर जामिया मिलिया इस्लामिया, नई दिल्ली द्वारा जनपद में सर्व शिक्षा अभियान के अन्तर्गत संचालित कार्यक्रमों एवं कस्तूरबा गांधी बालिका विद्यालयों का अनुश्रवण एवं मूल्यांकन का कार्य प्राथमिकता के आधार पर किया जा रहा है। इस कार्य हेतु उक्त संस्थान के अधिकारी अपने मूल्यांकन दल के साथ लखीमपुर जनपद का भ्रमण का निम्न कार्यक्रम प्रस्तावित है-

क्र	अनुश्रवण एवं मूल्यांकन का दिनांक	बी0आर0सी0 तथा के0जी0बी0वी0 का नाम	ब्लाकवार एन0पी0आर0सी0 की मीटिंग	मीटिंग का स्थल व समय
1.	25.04.2015	लखीमपुर, नकहा, बेहजम	लखीमपुर, नकहा, बेहजम	डिजिटल हाल लखीमपुर, 4 बजे
2.	26.04.2015	बिजुआ, पलिया	बिजुआ, पलिया	ब्लाक मुख्यालय पलिया, 12 बजे
3.	27.04.2015	पसंगवा, मोहम्मदी, मितौली	पसंगवा, मोहम्मदी, मितौली	मितौली प्रातः 8 बजे, पसंगवा 1 बजे व मोहम्मदी 4 बजे
4.	28.04.2015	गोला-कुम्भी, बांकेगंज	गोला-कुम्भी, बांकेगंज	बांकेगंज प्रातः 8 बजे व कुम्भी 1 बजे
5.	29.04.2015	निघासन, रमियाबेहड़, धौरहरा	निघासन, रमियाबेहड़, धौरहरा	धौरहरा प्रातः 8 बजे, रमियाबेहड़ 1 बजे व निघासन 3 बजे
6.	30.04.2015	ईसानगर, फूलबेहड़, नगरक्षेत्र	ईसानगर, फूलबेहड़, नगरक्षेत्र	डिजिटल हाल लखीमपुर, 4 बजे

- दिनांक 24.04.2015 को जनपद स्तर पर समस्त खण्ड शिक्षा अधिकारी / नगर शिक्षा अधिकारी, जिला समन्वयक बालिका शिक्षा एवं लेखाकार के0जी0बी0वी0 के साथ प्रातः 11 बजे मीटिंग का आयोजन किया जायेगा।
- दिनांक 24.04.2015 को समय 12:30 बजे ए0एल0सी0 का निरीक्षण किया जायेगा।
- ब्लाक के अनुश्रवण एवं मूल्यांकन के दिनांक को ही प्र0वि0/उ0प्र0वि0 का अनुश्रवण एवं मूल्यांकन किया जायेगा।

डॉ0(ओ0पी0 राय)
जिला बेसिक शिक्षा अधिकारी
लखीमपुर-खीरी

स0व दिनांक तदैव।
ललिपि -

1. जिलाधिकारी एवं अध्यक्ष महोदय जिला शिक्षा परियोजना समिति, खीरी।
2. प्राचार्य, डायट खीरी को उक्त के क्रम में सादर सूचनार्थ एवं आवश्यक कार्यवाही हेतु प्रेषित।
3. सहायक वित्त एवं लेखाधिकारी सर्व शिक्षा अभियान-खीरी।
4. समस्त जिला समन्वयक सर्व शिक्षा अभियान-खीरी।
5. वार्डेन एवं लेखाकार समस्त के0जी0बी0वी0 को अनुपालनार्थ।

डॉ0(ओ0पी0 राय)
जिला बेसिक शिक्षा अधिकारी
लखीमपुर-खीरी

क्र.सं.	दिनांक	नाम	पता	विवरण
236	20-2-15	सुनीता देवी पत्नी श्री निवास राम इंदिरा नगर पंचायत मुजरा बाजार	जिला बरिसक शिला जयिकारी	आ0कार्यवाही हेतु
377	24-2-15	समजीवन सावत्र पुत्र सिद्धार सावत्र नि0 सिहावर ईशानगर	जिला बरिसक शिला जयिकारी	आ0कार्यवाही हेतु
432	26-2-15	समगोपाल सिंह पुत्र विश्वनाथ नि0 सिहानगर भागपुरकालोनी	जिला बरिसक शिला जयिकारी	आ0कार्यवाही हेतु
484	28-2-15	समरती देवी पत्नी नारायण नि0 धबपडा	जिला बरिसक शिला जयिकारी	आ0कार्यवाही हेतु
530	2/3/2015	सममूर्ति राज पुत्र शम्भूदयाल नि0बेल	जिला बरिसक शिला जयिकारी	आ0कार्यवाही हेतु
539	9/3/2015	लालजी त्रिवेदी संतो नि0 बरिष्ठ लेखाकार	जिला बरिसक शिला जयिकारी	आ0कार्यवाही हेतु
550	9/3/2015	श्रीकान्त त्रिवेदी	जिला बरिसक शिला जयिकारी	आ0कार्यवाही हेतु
586	11/3/2015	अनुराग कुमार सिंह गौर निवारो बरखेरिया जगबहापुर पसगवा	जिला बरिसक शिला जयिकारी	आ0कार्यवाही हेतु
638	11/3/2015	सुनीता देवी पत्नी फूलचन्द्र नि0 गोपालपुर पो0 रसूलपुर	जिला बरिसक शिला जयिकारी	आ0कार्यवाही हेतु
754	13/3/2015	सुनीता देवी पत्नी सतीश कुमार नि0 झखरा	जिला बरिसक शिला जयिकारी	आ0कार्यवाही हेतु
778	13/3/2015	आकाश कुमार पुत्र श्री सदीप कुमार नि0 सुखवसा मोहम्मदी	जिला बरिसक शिला जयिकारी	आ0कार्यवाही हेतु
786	16-3-15	राजकुमारी पत्नी लक्ष्मीशंकर नि0 गौधीनगर	जिला बरिसक शिला जयिकारी	आ0कार्यवाही हेतु
788	16-3-15	जफर अली नकवी	जिला बरिसक शिला जयिकारी	आ0कार्यवाही हेतु
803	16-3-15	अनीत कुमार आदि	जिला बरिसक शिला जयिकारी	आ0कार्यवाही हेतु
921	18-3-15	सीमा देवी पत्नी मंगलदीप नि0 रामनगर पं0पुडिया बेहजम	जिला बरिसक शिला जयिकारी	आ0कार्यवाही हेतु
922	18-3-15	हरिश्चन्द्र नि0 रामनगर पं0पुडिया बेहजम	जिला बरिसक शिला जयिकारी	आ0कार्यवाही हेतु
016	20-3-15	पूनम जायसवाल पुत्री संजय जायसवाल नि0 ईदगाह	जिला बरिसक शिला जयिकारी	आ0कार्यवाही हेतु
029	20-3-15	मीरादेवी पत्नी रामेश्वर नि0 जम्हौरा विकासखण्ड भितौली	जिला बरिसक शिला जयिकारी	आ0कार्यवाही हेतु
061	23-3-15	राजकुमार पत्नी लक्ष्मीशंकर नि0 गौधीनगर थाना को0सदर	जिला बरिसक शिला जयिकारी	आ0कार्यवाही हेतु
083	23-3-15	प्रार्थीगण शैलेन्द्र पुत्र हरद्वारी नि0 मकसूदपुर पसगवा	जिला बरिसक शिला जयिकारी	आ0कार्यवाही हेतु
15	24-3-15	निर्मला देवी पत्नी राममिलन नि0 कोरई बेहजम	जिला बरिसक शिला जयिकारी	आ0कार्यवाही हेतु
31	24-3-15	बीना गुप्ता स0अध्यापक उ0प्रवि0 सुण्डा नकहा	जिला बरिसक शिला जयिकारी	आ0कार्यवाही हेतु
56	25-3-15	राजकिशोर पुत्र नत्थू लाल नि0 मोहिउददीनपुर	जिला बरिसक शिला जयिकारी	आ0कार्यवाही हेतु
6	25-3-15	अनीता देवी पत्नी रामजीवन एडवोकेट नि0 देवरिया	जिला बरिसक शिला जयिकारी	आ0कार्यवाही हेतु
2	31-3-15	हाजी असगर अली पूर्व प्रधानाचार्य इस्लामिया इंटर कालेज	जिला बरिसक शिला जयिकारी	आ0कार्यवाही हेतु
9	31-3-15	उषा देवी गुप्ता जिलाध्यक्ष लखीमपुर खीरी	जिला बरिसक शिला जयिकारी	आ0कार्यवाही हेतु
	31-3-15	अजीत कुमार व धर्मेन्द्र कुमार	जिला बरिसक शिला जयिकारी	आ0कार्यवाही हेतु
	1/4/2015	रावेन्द्र कुमार राजपूत पद अनुदेशक कला गोला	जिला बरिसक शिला जयिकारी	आ0कार्यवाही हेतु
	6/4/2015	अलका वर्मा पुत्री श्रीधर वर्मा नि0 मझिगवाँ	जिला बरिसक शिला जयिकारी	आ0कार्यवाही हेतु
	6/4/2015	सुमन शुक्ला पत्नी जगदीश शुक्ला	जिला बरिसक शिला जयिकारी	आ0कार्यवाही हेतु
	6/4/2015	गीता देवी पत्नी सोमेश कुमार पूर्व रसोइया ज्लाक ईशानगर	जिला बरिसक शिला जयिकारी	आ0कार्यवाही हेतु

6(d) List of Schools

S. N	District Name	Block Name	School Name	Type of School	DISE Code
1.	AMETHI	JAGDISHPUR	U.P.S.HUSSAINGUNJ KALAN	Middle	9730105803
2.	AMETHI	SANGRAMPUR	P.S.PUTRAPUR	Primary	
3.	AMETHI	SANGRAMPUR	P.S.PUTRAPUR	Primary	
4.	AMETHI	SANGRAMPUR	M.S.JARAUTA	Middle	
5.	AMETHI	SANGRAMPUR	U.P.S.PUNNUPUR	Middle	9730400202
6.	AMETHI	AMETHI	U.P.S.KURANI GIRDHA SHAH	Middle	9730203605
7.	AMETHI	AMETHI	U.P.S.GOSAIGUNJ	Middle	9730203802
8.	AMETHI	AMETHI	P.S.DEVIPATAN	Primary	9730200802
9.	AMETHI	AMETHI	U.P.S.RAMDAYPUR	Middle	9730208006
10.	AMETHI	AMETHI	P.S.AMETHI	Primary	9730200103
11.	AMETHI	AMETHI	U.P.S.MEHMUDPUR	Middle	9730203204
12.	AMETHI	AMETHI	U.P.S.AMETHI	Middle	9730201015
13.	AMETHI	AMETHI	P.S.DEVIPATAN	Primary	9730200802
14.	AMETHI	GAURIGUNJ	U.P.S.GAURIGUNJ	Middle	9731903304
15.	AMETHI	GAURIGUNJ	GAURIGUNJ	Primary	9731903310
16.	AMETHI	BHETUA	P.S.HAIRPUR	Primary	9732300102
17.	AMETHI	BHETUA	U.P.S.HARIPUR	Middle	9732300101
18.	AMETHI	TILOI	U.P.S.CHITRA BUZURG	Middle	9732202302
19.	AMETHI	TILOI	P.S.SHAHMAU	Primary	9732200102
20.	AMETHI	TILOI	U.P.S.PAKARGAON	Middle	9732201502
21.	AMETHI	TILOI	P.S.SANGRAMPUR	Primary	9732200904
22.	AMETHI	TILOI	P.S.PAKARGAON	Primary	9732201501
23.	AMETHI	TILOI	U.P.S.SAVITAPUR	Middle	9732201002
24.	AMETHI	SHUKUL BAZAR	SHUKUL BAZAR	Primary	9731800103
25.	AMETHI	SHUKUL BAZAR	P.S.MAHONA	Primary	9731800402
26.	AMETHI	SHUKUL BAZAR	U.P.S.ABDULLAH BAHARPUR	Middle	9731803802
27.	AMETHI	SHUKUL BAZAR	P.S.PURE BEHBAL	Primary	9731800507
28.	AMETHI	SHUKUL BAZAR	U.P.S.PALI	Middle	9731802104
29.	AMETHI	SHUKUL BAZAR	U.P.S.PURE PAHA	Middle	9731801802
30.	AMETHI	SINGHPUR	SINGHPUR	Middle	9731700507
31.	AMETHI	SINGHPUR	P.S.INHONA	Primary	9731700802
32.	AMETHI	SINGHPUR	U.P.S.MAHESHPUR	Middle	9731700303
33.	AMETHI	JAMAUN	JAMAUN	Primary	9732100102
34.	AMETHI	JAMAUN	U.P.S.BARAULIA	Middle	9732103603
35.	AMETHI	SANGRAMPUR	P.S.GUJEPUR	Primary	9730401601
36.	AMETHI	GAURIGUNJ	U.P.S.DARBIPUR	Middle	9731902801
37.	AMETHI	GAURIGUNJ	P.S.PAHADGUNJ	Primary	9731902302
38.	AMETHI	GAURIGUNJ	U.P.S.PACEHRI	Middle	9731900301
39.	AMETHI	BAHADURPUR	U.P.S.BAHADURPUR	Middle	9732502306
40.	AMETHI	BAHADURPUR	P.S.BAHADURPUR	Primary	9732111201

ID	District Name	Block Name	School Name	Type of School	DISE Code
1	LAKHIMPUR KHERI	NAGER	PS MAHRAJ NAGER	Primary	0923160001
2	LAKHIMPUR KHERI	FULBHEHAD	PS RAJAPUR	Primary	09231206001
3	LAKHIMPUR KHERI	FULBHEHAD	PS KOLHORRI	Primary	09231210701
4	LAKHIMPUR KHERI	MITOLI	PS ROTAPUR	Primary	09230812701
5	LAKHIMPUR KHERI	MITOLI	UPS GANESHPUR	Middle	09230808011
6	LAKHIMPUR KHERI	PALIYA	PS MADWA PASCHIM	Primary	09231103001
7	LAKHIMPUR KHERI	PALIYA	UPS SARKHANA PASCHIM	Middle	09231103002
8	LAKHIMPUR KHERI	MOHAMMADI	PS BAHADUR NAGAR	Middle	09230708201
9	LAKHIMPUR KHERI	MOHAMMADI	PS SEHDEVA	Primary	09230704801
10	LAKHIMPUR KHERI	RAMIYABEHED	PS MALALBEHED	Primary	09231303801
11	LAKHIMPUR KHERI	RAMIYABEHED	UPS MALALBEHED	Primary	09231303802
12	LAKHIMPUR KHERI	USSAPUR	PS DILAWLAPUR	Primary	09230400701
13	LAKHIMPUR KHERI	ISSANAGAR	PS MAHRIYA	Primary	09230410301
14	LAKHIMPUR KHERI	NAKHA	PS RAMAPUR	Primary	09231002501
15	LAKHIMPUR KHERI	NAKHA	UPS RAMAPUR	Middle	09231002502
16	LAKHIMPUR KHERI	NAKHA	PS RUKHIYA	Primary	09231000901
17	LAKHIMPUR KHERI	PASGAWAN	UPS MAIGAL GANJ	Middle	09231411202
18	LAKHIMPUR KHERI	LAKHIMPUR	PSBERHATRANPUR	Primary	09230608601
19	LAKHIMPUR KHERI	LAKHIMPUR	UPS RAJAPUR	Middle	09230610301
20	LAKHIMPUR KHERI	LAKHIMPUR	UPS PIPRIYA RAJAPUR	Middle	09230610603
21	LAKHIMPUR KHERI	BAGGANJ	PS PRATAPPUR	Primary	09231505201
22	LAKHIMPUR KHERI	BAGGANJ	UPS MURADPUR	Middle	09231504902
23	LAKHIMPUR KHERI	BAGGANJ	PS MURADPUR	Primary	09231510601
24	LAKHIMPUR KHERI	BEHJAM	PS GORIYA	Primary	09230200701
25	LAKHIMPUR KHERI	BEHJAM	PS MIJARPUR	Primary	09230201401
26	LAKHIMPUR KHERI	BEHJAM	BEHJAM	Middle	09230208203
27	LAKHIMPUR KHERI	DORHARA	PS REHUA	Primary	09230302504

28	LAKHIMPUR KHERI	DORHARA	UPS SHERPUR	Middle	09230300402
29	LAKHIMPUR KHERI	DORHARA	PS SHERPUR	Primary	09230300401
30	LAKHIMPUR KHERI	NIGHASAN	PS TIKUNIYA I	Primary	09230903401
31	LAKHIMPUR KHERI	NIGHASAN	UPS CHAKRA	Middle	09230907901
32	LAKHIMPUR KHERI	NIGHASAN	PS CHAKRA	Primary	09230908001
33	LAKHIMPUR KHERI	KUMBHI	UPS AHIRI	Middle	09230505602
34	LAKHIMPUR KHERA	KUMBHI	PS AHMEDNAGAR	Primary	09230509101
35	LAKHIMPUR KHERA	KUMBHI	PS AHIRI	Primary	09230505601
36	LAKHIMPUR KHERA	BIJUA	UPS NOSAAR GULRIYA	Middle	09230102902
37	LAKHIMPUR KHERI	BIJUA	UPS BAJHEDA	Middle	09230112601
38	LAKHIMPUR KHERI	BIJUA	PS BAJHEDA	Primary	09230100701
39	LAKHIMPUR KHERI	PSAGAO	PS DHARMAKHEDA	Primary	09231416201
40	LAKHIMPUR KHERI	PSAGAO	PS MEGALGANJ	Primary	09231411201

SL. No.	District Name	Block Name	School Name	Type of School	DISE Code
1	RAE BARELI	ABHANTHA	UPS PINDARI	Middle	
2	RAE BARELI	AMAVAN	PS ABDULLAH GANJ	Primary	928021060 1
3	RAE BARELI	AMAVAN	PS MANCHITPUR	Primary	928020160 1
4	RAE BARELI	AMAVAN	PS PADRAK	Primary	928021020 2
4	RAE BARELI	AMAVAN	UPS PAIGAWAN	Middle	928020610 2
5	RAIBERELI	AMAVAN	UPS PINDORI KALAN	Middle	928020320 2
6	RAIBERELI	GAURA	PS SURAJPUR	Primary	928100210 1
7	RAE BARELI	GAURA	UPS BINNAWAN	Middle	928100150 1
8	RAE BARELI	GAURA	UPS SURAJPUR BAMAPAR	Middle	928100210 2
9	RAE BARELI	HARCHANDPUR	PS BALA	Primary	928030150 1
10	RAE BARELI	HARCHANDPUR	PS CHATAIYA	Primary	928030070 1

11	RAE BARELI	HARCHANDPUR	UPS BALA	Middle	928030150 2
12	RAIBERELI	JAGATPUR	PS PUREKUMENDAN	Primary	928110540 1
13	RAIBERELI	JAGATPUR	UPS ROJHAIYA	Middle	928110530 2
14	RAIBERELI	KUCHAHAR	PS KOTIYA	Primary	928130200 1
15	RAIBERELI	KUCHAHAR	PS LODHIPUR	Primary	928130340 1
16	RAIBERELI	KUCHAHAR	UPS MUSTAFABAD	Middle	928130640 2
17	RAIBERELI	LALGANJ	PS LALGANJ RAJKEEYA	Primary	928200110 1
18	RAIBERELI	LALGANJ	PS PURE BESAN	Primary	928200810 1
19	RAIBERELI	LALGANJ	UPS CHAMDATIKAR	Middle	928200230 2
20	RAE BARELI	MAHARAJ GANJ	PS OTHI	Primary	928060320 1
21	RAE BARELI	MAHARAJ GANJ	UPS KUSHMAHURA	Middle	928060350 2
22	RAE BARELI	MAHARAJ GANJ	UPS MON	Middle	928060260 2
23	RAE BARELI	MAHARAJ GANJ	UPS TOK	Middle	928060330 2
24	RAIBERELI	RAHI	PS BHUMAO	Primary	928010720 1
25	RAIBERELI	RAHI	PS JAGDESHPUR	Primary	928010660 1
26	RAIBERELI	RAHI	UPS VINOHRA	Middle	928010050 2
27	RAE BARELI	ROHANIYA	PS DHAURAHA	Primary	928120200 1
28	RAE BARELI	ROHANIYA	PS USRAINA	Primary	928120190 1
29	RAE BARELI	ROHANIYA	UPS DHAURAHARA	Middle	928120200 2
30	RAIBERELI	SALAV	PS BHUTHVA KHAS	Primary	
31	RAIBERELI	SALAV	PS PORAI	Primary	
32	RAIBERELI	SALAV	UPS BUTHVA KHAS	Middle	
33	RAIBERELI	SALON	UPS KHAWAJAPUR	Middle	928250230 2
34	RAIBERELI	SATAON	PS AHMADPUR	Primary	928090660 1
35	RAIBERELI	SATAON	PS KILOULI	Primary	928090650

					1
36	RAIBERELI	SATAON	UPS AHAMADPUR	Middle	928090660 2
37	RAE BARELI	SHIVGARH	PS PUREPANDYA	Primary	928050240 1
38	RAE BARELI	SHIVGARH	UPS BHAWANIGARH	Middle	928050260 2
39	RAE BARELI	SHIVGARH	UPS RAPATRAILI	Middle	

ID	District Name	Block Name	School Name	Type of School	DISE Code
1	SHRAWASTI	IKONA	PS JAYCHAND Nagar KATHARA	Primary	9510306301
2	SHRAWASTI	IKONA	UPS SARUP NAGAR	Middle	9510306301
3	SHRAWASTI	IKONA	PS KATRA GULARHIA	Primary	9510302601
4	SHRAWASTI	IKONA	PS LOHNIA FARAM	Primary	9510303201
5	SHRAWASTI	IKONA	UPS BHITTI	Middle	9510310601
6	SHRAWASTI	IKONA	UPS KATRA	Middle	
7	SHRAWASTI	IKONA	UPS PATOLI KHURD	Middle	9510313701
8	SHRAWASTI	IKONA	PS KEWAL PUR	Primary	9510207701
9	SHRAWASTI	IKONA	PS PATEL NAGAR	Primary	9510314502
10	SHRAWASTI	IKONA	UPS PATEL NAGAR	Middle	9510314501
11	SHRAWASTI	IKONA	PS JAMUNAHA	Primary	9510300501
12	SHRAWASTI	IKONA	PS VISHUNA PUR	Primary	9510305101
13	SHRAWASTI	IKONA	OLD UPS VISHNAPUR	Middle	9510305102
14	SHRAWASTI	IKONA	UPS BHAMRIBHAGVANPUR	Middle	9510308303
15	SHRAWASTI	IKONA	PS ANGHARPURVA	Primary	9510308301
16	SHRAWASTI	IKONA	UPS BHANWANPUR	Middle	9510312901
17	SHRAWASTI	IKONA	PS CHUNGA	Primary	9510304001
18	SHRAWASTI	IKONA	UPS TILAKPUR CHOWKI	Middle	9510305602
19	SHRAWASTI	HARIHARPUR RANI	UPS LAKSHAMANPUR	Middle	9510210501
20	SHRAWASTI	HARIHARPUR RANI	PS CHEHALVA- II	Primary	9510210001
21	SHRAWASTI	HARIHARPUR RANI	PS PURA GUKUL SINGH	Primary	9510208502
22	SHRAWASTI	HARIHARPUR RANI	UPS BHINGA	Middle	9510209807
23	SHRAWASTI	HARIHARPUR RANI	UPS GULRA BAZAR	Middle	9510212202
24	SHRAWASTI	HARIHARPUR RANI	PS PANDEPURVA	Primary	9510208701
25	SHRAWASTI	HARIHARPUR RANI	UPS AVDUTH NAGAR	Middle	9510207302
26	SHRAWASTI	HARIHARPUR RANI	PS KEVALPUR	Primary	9510207701
27	SHRAWASTI	HARIHARPUR RANI	UPS RAJAVEERPUR	Middle	
28	SHRAWASTI	HARIHARPUR RANI	UPS MAHRIHVA	Middle	
29	SHRAWASTI	HARIHARPUR	PS PARSAONA II	Primary	

		RANI			
30	SHRAWASTI	HARIHARPUR RANI	PS BADHAIH PURVA	Primary	
31	SHRAWASTI	HARIHARPUR RANI	PS PURE KHORI	Primary	
32	SHRAWASTI	SIRSIA	UPS BANKHATVA	Middle	9510206602
33	SHRAWASTI	SIRSIA	PS SAMBHARPURVA	Primary	9510610401
34	SHRAWASTI	SIRSIA	UPS RAMPUR DEVMAN	Middle	9510617101
35	SHRAWASTI	SIRSIA	PS SAMRA SONVARSA	Primary	
36	SHRAWASTI	JAMUNHA	UPS CHIYAHIYA	Middle	9510407102
37	SHRAWASTI	JAMUNHA	PS CHIVAIYA	Primary	9510407101
38	SHRAWASTI	JAMUNHA	PS TENDUA GAUN	Primary	9510406601
39	SHRAWASTI	JAMUNHA	UPS BABHANPURVA	Middle	9510406002
40	SHRAWASTI	JAMUNHA	UPS HARDENT NAGAR	Middle	

**4th Half Yearly Monitoring Report of
MDM for the State of UTTAR PRADESH for the period
of
1st October, 2014 to 31st March, 2015**

Districts Monitored/Covered

1. (AMETHI)



1. At school level

1 Availability of Food Grains

i	Whether buffer stock of food grains for one month is available at the school?
	Out of 40 schools 5 (12.5%) reported that they have buffer stock for one month. 35 (87.5%) schools reported that they have no buffer stock.
ii	Whether food grains are delivered in school in time by the lifting agency?
	Out of 40 schools 2 (5%) reported that food grain is delivered to school. 38 (95%) schools reported that food grains is not delivered by lifting agency.
iii	If lifting agency is not delivering the food grains at school how the food grains is transported up to school level?
iv	Whether the food grains are of FAQ of Grade A quality?
	Out of 40 schools 1 (2.5%) schools have reported that quality of food grain is good. Only 39 (97.5%) schools have reported that quality of food grain is not good.
v	Whether food grains are released to school after adjusting the unspent balance of the previous month?
	Out of 40 schools 2 (5%) schools have reported that food grain is released after adjustment of unspent food grain of previous delivery. 38 (95%) schools reported that food grain is released without adjustment of unspent food grain of previous delivery.

2 Timely releases of funds

i	Whether State is releasing funds to District / block / school on regular basis in advance? If not, a) Period of delay in releasing funds by State to district. b) Period of delay in releasing funds by District to block / schools. c) Period of delay in releasing funds by block to schools.
	Out of 40 schools 2 (5%) schools reported that state is releasing funds in advance. 38 (95%) schools reported that state is not releasing funds in advance.
ii	Any other observations.
	In most of the school period of delay is not more than 15 to 20 days from block to school.

3. Availability of Cooking Cost

i	Whether school / implementing agency has receiving cooking cost in advance regularly?
	Out of 40 schools 2 (5%) receive cooking cost in advance regularly, whereas 38 (95%) schools reported not to receive cooking cost regularly.
ii	Period of delay, if any, in receipt of cooking cost.
iii	In case of non-receipt of cooking cost how the meal is served?

iv	Mode of payment of cooking cost (Cash / cheque / e-transfer)?
	Out of 40 schools 13 (32.5%) stated the mode of payment though cheque, whereas 22 (55%) schools reported mode of payment through cash.

4. Availability of Cook-cum-helpers

i	Who engaged Cook-cum-helpers at schools (Department / SMC / VEC / PRI / Self Help Group / NGO /Contractor)?
	Out of 40 schools cook is engaged by VEC in 13 (32.5%) schools, by SMC in 15 (37.5%) schools, PRI in 1 (2.5%) schools, by Contractor in 1 (2.5%) schools.
ii	If cook-cum-helper is not engaged who cooks and serves the meal?
iii	Is the number of cooks-cum-helpers engaged in the school as per GOI norms or as per State norms?
	Out of 40 schools 23 (57.5%) schools have reported that cook is appointed as per Government of India norms.
iv	Honorarium paid to cooks cum helpers.
	Out of 40 schools 6 (15%) schools reported that cook is paid an honorarium Rs. 1000 per month.
v	Mode of payment to cook-cum-helpers?
	The mode of payment to cook is by Cheque in 13 (32.5%) schools and by cash in 22 (55%) schools.
vi	Are the remuneration paid to cooks cum helpers regularly?
	The cooks are not paid regularly in 9 (22.5%) schools.
vii	Social Composition of cooks cum helpers? (SC/ST/OBC/Minority)
	Out of 40 schools 21 (52.5%) schools engaged as cooks SC persons, 1 (2.5%) schools engaged minority person as cook, 5 (12.5%) school engaged cook from OBC, and 1 (2.5%) engaged ST.
viii	Is there any training module for cook-cum-helpers?
	Training module is available in 9 (22.5%) schools.
ix	Whether training has been provided to cook-cum-helpers?
	Training to cook is provided in 11 (27.5%) schools. In 29 (72.5%) schools training is not provided nor is any training module available.
x	In case the meal is prepared and transported by the Centralized kitchen / NGO, whether cook-cum-helpers have been engaged to serve the meal to the children at school level.
xi	Whether health check-up of cook-cum-helpers has been done?
	Health check up of cook is done in 16 (40%) schools.

5. Regularity in Serving Meal

i	Whether the school is serving hot cooked meal daily? If there was interruption, what was the extent and reasons for the same?
	Out of 40 schools hot cooked meal is served daily in 33 (82.5%) schools.

6. Quality &Quantity of Meal

Feedback from children on

i	Quality of meal
	Quality of is good in 24 (60%) schools, average in 10 (25%) schools and poor in 1 (23.5%) school.
ii	Quantity of meal
	Quantity of meal is sufficient in 24 (82.5%) schools and insufficient in 1 (2.5%) school.
iii	Quantity of pulses used in the meal per child.
	Quantity of pulses per child is reported as 20 gm. in 11 (27.5%) 30 gm. in 11 (27.5%) schools, 50 gm. in 4 (10%) schools, 75-100 gm in 3 (7.5%) and 150 gm. in 1 (2.5%) schools.
iv	Quantity of green leafy vegetables used in the meal per child.
	Quantity of green leafy vegetable per child is given as 100-150 gm. in 4 (10%) schools, 30-40 gm in 2 (5%) schools, 45 -75 gm. in 20 (50%) schools and 90 gm in 3 (7.5%) school.
v	Whether double fortified salt is used?
	Double fortified salt is provided in 33 (82.5%) schools.
vi	Acceptance of the meal amongst the children.
	Out of 40 schools the children of 29 (72.5%) schools have happily accepted and they are satisfied with the quantity. The children of 11 (27.5%) schools did not accept the meal and quantity of meal was not satisfactory.
vii	Method / Standard gadgets / equipment for measuring the quantity of food to be cooked and served.
	Standard Gadget measuring quantity is found in 24 (80%) schools.

7. Variety of Menu

i	Who decides the menu?
	Out of 40 schools 22 (55%) schools stated that menu is decided by authority, by teachers in 5 (12.5%) schools, by VSS in 6 (15%) schools.
ii	Whether weekly menu is displayed at a prominent place noticeable to community,
	It was observed that menu was displayed at a prominent place in 37 (92.5%) schools.
iii	Is the menu being followed uniformly?
	Yes, Menu was followed uniformly in 39 (97.5%) schools.
iv	Whether menu includes locally available ingredients?
	Menu included local gradients and nutritional calorific value was included in 39 (97.5%) schools.
v	Whether menu provides required nutritional and calorific value per child?
	Menu provides required nutritional and calorific value per child. But nutritional calorific value was included in 36 (90%) schools.

8. Display of Information under Right to Education Act, 2009

i a)	<u>Display of Information under Right to Education Act, 2009 at the school level at prominent place</u>
	Quantity and date of food grains received Out of sampled schools, no school has provided information about the quantity of food grain received and the date of receiving. As food grain in most cases is delivered directly at the house of Pradhan and then comes to school as per daily requirement.
b)	Balance quantity of food grains utilized during the month.
	Yes, balance quantity was utilized during the month
c)	Other ingredients purchased, utilized
	Yes, other ingredients purchased, utilized
d)	Number of children given MDM
	About 1509 children are given MDM in the district, out of which 1512 children taken MDM on the day of Visit
e)	Daily menu
	Daily menu displayed on notice board in 37 (92.5%) school
ii	<u>Display of MDM logo at prominent place preferably outside wall of the school.</u>
	Out of 40 schools MDM logo was displayed in 29 (72.5%) schools.

9. Trends

Extent of variation (As per school records vis-à-vis Actual on the day of visit).

i	Enrolment
	The total enrolment of the sampled school is 4650.
ii	No. of children present on the day of the visit.
	Out of total enrolment 1617 children were present on the day of visit.
iii	No. of children availing MDM as per MDM Register.
	As per MDM register number of children availing MDM is 1512.
iv	No. of children actually availing MDM on the day of visit as per head count
	Out of total enrolment 1509 (32.45%) students are given MDM.

10. Social Equity

i	What is the system of serving and seating arrangements for eating?
	Out of 40 schools children were served meal sitting on ground in 10 (25%) schools and any other in 4 (10%) school.
ii	Did you observe any gender or caste or community discrimination in cooking or serving or seating arrangements?
	No any discrimination of gender, caste or community was observed in cooking or serving or seating arrangements.
iii	The name of the school where discrimination found of any kind may be mentioned in the main body of the report along with date of visit.
	N.A.
iv	If any kind of social discrimination is found in the school, comments of the team may be given in the inspection register of the school.
	No any sort of social discrimination found

11. Convergence With Other Scheme

1	Sarva Shiksha Abhiyan
	Out of 40 schools convergence with SSA was found in 35 (90%) schools.
2 i	School Health Programme
	Is there school Health Card maintained for each child? MDM was converged with health programme in 36 (90%) schools. School health card maintained in all 36 (90%) schools
ii	What is the frequency of health check-up?
	frequency of health check up was half yearly in 12 (30%) schools, quarterly in 6 (15%) monthly in 3 (7.5%) school and occasionally in 15 (37.5%) school.
iii	Whether children are given micronutrients (Iron, folic acid, vitamin – A dosage) and de-worming medicine periodically?
	Out of 40 schools micronutrients given in 35 (87.5%) schools and de-worming medicine was given in 32 (80%) schools.

iv	Who administers these medicines and at what frequency?
	Out of 40 schools medicine is administered by Govt. doctors in 33 (82.5%) schools, by teacher in 1 (2.5%) school and by any other in 1 (2.5%) schools.
v	Whether height and weight record of the children is being indicated in the school health card.
	Yes, height and record of the children is being indicated in school health card of 35 (87.5%) schools
vi	Whether any referral during the period of monitoring.
	During the period of monitoring referral was observed in 23 (57.5%) schools.
vii	Instances of medical emergency during the period of monitoring.
	No instances of emergency were mentioned at district level but MI found instances of emergency in 5 (12.5%) schools.
viii	Availability of the first aid medical kit in the schools.
	The district level data reveals that first aid box is available in each and every school. The physical verification by MI revealed that it was available in 34 (85%) schools.
ix	Dental and eye check-up included in the screening.
	The district administration has mentioned that dental and eye check up is done in each and every school and spectacles were distributed to needy students. However, MI found that dental and eye check up was done in 35 (87.5%) schools
x	Distribution of spectacles to children suffering from refractive error.
	Spectacles to children suffering from refractive error distributed in 20 (50%) schools.
2	Drinking Water and Sanitation Programme
i	Whether potable water is available for drinking purpose in convergence with Drinking Water and Sanitation Programme.
	Out of 40 schools potable water was available in 32 (80%) schools.
3	MPLAD / MLA Scheme
	Out of 40 schools drinking water scheme was sponsored by MLA in 1 (2.5%) schools.
4	Any Other Department / Scheme.
	Out of 40 schools drinking water scheme was sponsored by Department in 8 (20%) schools and by others in 10 (25%) schools..

12. Infrastructure

1 a	Kitchen cum store
	Is there a pucca kitchen shed-cum-store
	Out of 40 schools kitchen pucca shed is constructed in 34 (85%) schools.
ii	Constructed and in use
	Out of 40 schools kitchen pucca shed is constructed in 34 (85%) schools and it is in use.
iii	Under which Scheme Kitchen-cum-store constructed -MDM/SSA/Others
	The kitchen was constructed under MDM scheme in 9 (22.5%) schools and under SSA in 15 (37.5%) schools.
iv	Constructed but not in use (Reasons for not using)
	In 6 (15%) schools kitchen constructed but not in use.
v	Under construction
	Kitchen shed was under construction in 2 (5%) school.
vi	Sanctioned, but construction not started
	In 1 (2.5%) schools kitchen was sanctioned but construction not started.
vii	Not sanctioned
	Kitchen shed was not sanctioned in 1 (2.5%) schools.
b	In case the pucca kitchen-cum-store is not available, where is the food being cooked and where the foodgrains /other ingredients are being stored?
	Only 3 (7.5%) school has reported to prepare MDM in other space. Food grains are stored in classroom in 1 (2.5%) schools, in office in 1 (2.5%) schools and at vss home in 2 (5%) schools.
c	Kitchen-cum-store in hygienic condition, properly ventilated and away from classrooms.
	MI observed that kitchen sheds are well ventilated in 6 (15%) schools, away from class room 16 (40%) schools and having hygienic condition in 22 (55%) schools.
d	Whether MDM is being cooked by using firewood or LPG based cooking?
	Out of 40 schools LPG was in 5 (12.5%) schools and wood was used in 27 (67.5%) schools.
e	Whether on any day there was interruption due to non-availability of firewood or LPG?
	MDM was interrupted due to shortage of fuel in 16 (40%) schools.
2	Whether cooking utensils are available in the school?
i	Out of 40 schools cooking utensils was available in 38 (95%) schools.
	Source of funding for cooking and serving utensils – Kitchen Devices fund / MME / Community contribution / others.
ii	Source of funding was by Community contribution in 2 (5%) school, by MME in 23 (57.5%) schools and by others in 2 (5%) schools. 17 (42.5%) schools did not know from where cooking utensils were purchased.
	Whether eating plates etc. are available in the school?
iii	Plates were available in 9 (22.5%) schools.
	Source of funding for eating plates - MME / Community contribution / others?
iv	The source of its funding was MDM in 1 (2.5%) schools, MME in 5 (12.5%) schools and by others in 2 (5%) schools.

3	<u>Kitchen Devices</u>
	.
4	<u>Availability of storage bins</u>
i	Whether storage bins are available for food grains? If yes, what is the source of their procurement? MI found storage bin was available only in 16 (40%) schools. The source of funding was by MDM in 2 (5%) school.
5	<u>Toilets in the school</u>
i	Is separate toilet for the boys and girls are available? Yes, separate toilet for the boys and girls are available in 28 (70%) schools.
ii	Are toilets usable? Toilets are usable in 31 (77.5%) schools.
6	<u>Availability of potable water</u>
i	Is Tap water / tube well / hand pump / Well / Jet pump available? Potable water is available in 36 (90%) schools. Out of which jet pump was available in 30 (75%) school, tap water available in 5 (12.5%) schools and other source of water was available in 1 (2.5%) schools.
ii	Any other source Nil
7	<u>Availability of fire extinguishers</u>
	Fire extinguishers were available in 29 (72.5%) schools.
8	<u>4. IT infrastructure available @ School level</u>
a	Number of computers available in the school (if any). 5 Computers were available in the 7 (17.5%) schools.
b	Availability of internet connection (If any). Internet connection was available in 4 (10%) schools.
c	Using any IT / IT enabled services based solutions / services (like e-learning etc.) (if any) IT enable services were used in 5 (12.5%) schools.

13. Safety & hygiene

i	General Impression of the environment, Safety and hygiene: The cooking process is safe in 32 (80%) schools as they have proper ventilation. The fire extinguisher was available in 29 (72.5%) schools.
ii	Are children encouraged to wash hands before and after eating MI observed that children washed their hands before taking meals in 35 (87.5%) schools.
iii	Do the children take meals in an orderly manner? Children take meal in orderly manner in 37 (92.5%) schools.
iv	Conservation of water? MI observed that children conserve water in 38 (95%) schools.
v	Is the cooking process and storage of fuel safe, not posing any fire hazard? The cooking process is safe in 32 (80%) schools.

14. Community Participation

i	Extent of participation by Parents / SMC / VEC / Panchayats / Urban bodies in daily supervision and monitoring.
	MI found that Panchayat participation on monthly basis in 12 (30%) schools, SMC/VEC participation was monthly in 19 (47.5%) schools, parents participation on monthly was observed in 9 (22.5%) schools and urban body participation was observed only in 2 (5%) schools.
ii	Is any roster of community members being maintained for supervision of the MDM?
	7 (17.5%) school roster of community members for supervision of the MDM has maintained.
iii	Is there any social audit mechanism in the school?
	As per the district information social audit mechanism exists in every school. But MI observed that social audit mechanism existed in 25 (62.5%) schools where jan wachan about MDM was practiced.
iv	Number of meetings of SMC held during the monitoring period.
	SMC meeting held once in 1 (2.5%) schools, twice in 1 (2.5%) school, 3 times in 4 (10%) schools, 4 times in 3 (7.5%) school, 5 times in 2 (5%) school, 7 times in 6 (15%) schools, 8 times in 6 (15%) schools, 9 times in 3 (7.5%) schools, 10 times in 2 (5) schools, 11 times in 2 (5%) school, 12 times in 2 (5%) school.
v	In how many of these meetings issues related to MDM were discussed?
	The issue of MDM was discussed once in 3 (7.5%) schools, twice in 5 (12.5%) schools, 3 times in 6 (15%) school, 4 times in 1 (2.5%) schools, 5 times in 5 (12.5%) schools, 7 times in 4 (10%) schools, 8 times in 3 (7.5%) schools, 9 times in 2 (5%) school 10 times in 1 (2.5%) schools 11 times in 1 (2.5%) schools.

15. Inspection and Supervision

i	Is there any Inspection Register available at school level?
	Inspection register was available in 27 (67.5%) schools.
ii	Whether school has received any funds under MME component?
	15 (37.5%) schools have received funds under MME component
iii	Whether State / District / Block level officers / officials inspecting the MDM Scheme?
	The inspection was done by block level officers in 10 (25%) schools, district officers in 13 (32.5%) schools, mdm office inspector in 4 (10%) schools and state officers in 3 (7.5%) schools.
iv	The frequency of such inspections?
	The frequency of such inspections was more than thrice in 3(7.5%) schools, once in 3 (7.5%) schools, thrice in 3 (7.5%) schools and twice in 4 (10%) schools.

16. Impact

i	Has the mid day meal improved the enrollment, attendance, retention of children in school?
	MDM has improved enrolment in 34 (85%) schools, improved attendance in 35 (87.5%) schools, and improved retention in 36 (90%) schools.
ii	Whether mid day meal has helped in improvement of the social harmony?
	Yes, it has improved social harmony in improve enrolment, improved attendance and in improved retention schools.
iii	Whether mid day meal has helped in improvement of the nutritional status of the children?
	Yes, MDM has improved nutritional status in 32 (80%) schools.
iv	Is there any other incidental benefit due to serving of meal in schools?
	No incidental benefit was observed due to serving of meal in schools.

17. Grievance Redressal Mechanism

i	Is any grievance redressal mechanism in the district for MDMS?
	Grievance redressal mechanism was seen 11 (27.5%) sampled schools.
ii	Whether the district / block / school having any toll free number?
	Toll free number was available in 10 (25%) schools.

**4th Half Yearly Monitoring Report of
MDM for the State of UTTAR PRADESH for the period of
1st October, 2014 to 31st March, 2015**

Districts Monitored/Covered

2. (LAKHIMPUR KHERI)



1. At school level

1 Availability of Food Grains

i	Whether buffer stock of food grains for one month is available at the school?
	Out of 40 schools 31 (77.5%) reported that they have buffer stock for one month. 9 (22.5%) schools reported that they have no buffer stock.
ii	Whether food grains are delivered in school in time by the lifting agency?
	Out of 40 schools 21 (52.5%) reported that food grain is delivered to school. 19 (47.5%) schools reported that food grains is not delivered by lifting agency.
iii	If lifting agency is not delivering the food grains at school how the food grains is transported up to school level?
	In case of no lifting agency the food grain was delivered by Department in 2 (5%) aschool by SMC in 4 (10%) schools, by VEC members in 21 (27.5%) schools
iv	Whether the food grains are of FAQ of Grade A quality?
	Out of 40 schools no schools have reported that quality of food grain is good. 40 (100%) schools have reported that quality of food grain is not good.
v	Whether food grains are released to school after adjusting the unspent balance of the previous month?
	Out of 40 schools 15 (37.5%) schools have reported that food grain is released after adjustment of unspent food grain of previous delivery. 25 (62.5%) schools reported that food grain is released without adjustment of unspent food grain of previous delivery.

2 Timely releases of funds

i	Whether State is releasing funds to District / block / school on regular basis in advance? If not, d) Period of delay in releasing funds by State to district. e) Period of delay in releasing funds by District to block / schools. f) Period of delay in releasing funds by block to schools.
	Out of 40 schools 17 (42.5%) schools reported that state is releasing funds in advance. 23 (57.5%) schools reported that state is not releasing funds in advance.
ii	Any other observations.
	In most of the school period of delay is not more than 15 to 20 days from block to school.

3. Availability of Cooking Cost

i	Whether school / implementing agency has receiving cooking cost in advance regularly?
	Out of 40 schools 17 (42.5%) receive cooking cost in advance regularly, whereas 23 (57.5%) schools reported not to receive cooking cost regularly.
ii	Period of delay, if any, in receipt of cooking cost.

iii	In case of non-receipt of cooking cost how the meal is served?
iv	Mode of payment of cooking cost (Cash / cheque / e-transfer)? Out of 40 schools 33 (82.5%) stated the mode of payment though cheque, whereas 1 (2.5%) schools reported mode of payment through cash.

4. Availability of Cook-cum-helpers

i	Who engaged Cook-cum-helpers at schools (Department / SMC / VEC / PRI / Self Help Group / NGO /Contractor)? Out of 40 schools cook is engaged by VEC in 21 (52.5%) schools, by SMC in 4 (10%) schools, NGO in 1(2.5%) school and by Department in 2 (5%) school.
ii	If cook-cum-helper is not engaged who cooks and serves the meal?
iii	Is the number of cooks-cum-helpers engaged in the school as per GOI norms or as per State norms? Out of 40 schools 8 (20%) schools have reported that cook is appointed as per Government of India norms.
iv	Honorarium paid to cooks cum helpers. Out of 40 schools 32 (80%) schools reported that cook is paid and 6 (15%) an honorarium of Rs. 1000 per month.
v	Mode of payment to cook-cum-helpers? The mode of payment to cook is by Cheque in 13 (32.5%) schools and by cash in 22 (55%) schools.
vi	Are the remuneration paid to cooks cum helpers regularly? Yes, The cooks are paid regularly in 34 (85%) schools.
vii	Social Composition of cooks cum helpers? (SC/ST/OBC/Minority) Out of 40 schools 12 (30%) schools engaged as cooks SC persons, 0 (0%) schools engaged minority person as cook, 9 (22.5%) school engaged cook from OBC, and 1 (2.5%) engaged ST.
viii	Is there any training module for cook-cum-helpers? Training module is available in 6 (15%) schools.
ix	Whether training has been provided to cook-cum-helpers? Training to cook is provided in 7 (17.5%) schools. In 33 (82.5%) schools training is not provided nor is any training module available.
x	In case the meal is prepared and transported by the Centralized kitchen / NGO, whether cook-cum-helpers have been engaged to serve the meal to the children at school level. If meal is prepared and transported by the Centralized kitchen / NGO, 7 (17.5%) schools reported that cook-cum-helpers have been engaged to serve the meal to the children at school level.
xi	Whether health check-up of cook-cum-helpers has been done? Health checkup of cook is done in 20 (50%) schools.

5. Regularity in Serving Meal

i	Whether the school is serving hot cooked meal daily? If there was interruption, what was the extent and reasons for the same?
	Out of 40 schools hot cooked meal is served daily in 31 (77.5%) schools.

6. Quality &Quantity of Meal

Feedback from children on

i	Quality of meal
	Quality of is good in 26 (65%) schools and average in 4 (10%) schools.
ii	Quantity of meal
	Quantity of meal is sufficient in 25 (62.5%) schools.
iii	Quantity of pulses used in the meal per child.
	Quantity of pulses per child is reported as 100 gm. in 1 (2.5%) schools, 20 gm. in 8 (20%) schools, 25 gm in 10 (25%) school, 30gm in 7 (17.5%) school, and 35gm in 4 (10%) school, 40gm in 1 (2.5%) school, 50 gm in 2(5%) school and 75 gm in 1 (2.5%) school.
iv	Quantity of green leafy vegetables used in the meal per child.
	Quantity of green leafy vegetable per child is given as 100-150 gm. in 4 (10%) schools, 30-40 gm in 3 (7.5%) schools, 45-65 gm. in 16 (40%) schools and 75-99 gm in 7 (17.5%) schools.
v	Whether double fortified salt is used?
	Double fortified salt is provided in 34 (85%) schools.
vi	Acceptance of the meal amongst the children.
	Out of 40 schools the children of 34 (85%) schools have happily accepted and they are satisfied with the quantity. The children of 6 (15%) schools did not accept the meal and quantity of meal was not satisfactory.
vii	Method / Standard gadgets / equipment for measuring the quantity of food to be cooked and served.
	Standard Gadget measuring quantity is found in 27 (67.5%) schools.

7. Variety of Menu

i	Who decides the menu?
	Out of 40 schools 27 (67.5%) schools stated that menu is decided by authority, by VSS in 2 (5%) schools.
ii	Whether weekly menu is displayed at a prominent place noticeable to community,
	It was observed that menu was displayed at a prominent place in 37 (92.5%) schools.

iii	Is the menu being followed uniformly?
	Yes, Menu was followed uniformly in 38 (95%) schools.
iv	Whether menu includes locally available ingredients?
	Menu included local gradients and nutritional calorific value was included in 38 (95%) schools.
v	Whether menu provides required nutritional and calorific value per child?
	Menu provides required nutritional and calorific value per child. But nutritional calorific value was included in 38 (95%) schools.

8. Display of Information under Right to Education Act, 2009

i a)	Display of Information under Right to Education Act, 2009 at the school level at prominent place
	Quantity and date of food grains received Out of sampled schools, no school has provided information about the quantity of food grain received and the date of receiving. As food grain in most cases is delivered directly at the house of Pradhan and then comes to school as per daily requirement.
b)	Balance quantity of food grains utilized during the month.
	Yes, Balance quantity was utilized during the month
c)	Other ingredients purchased, utilized
	Yes, other ingredients purchased, utilized
d)	Number of children given MDM
	About 1599 children are given MDM in the district, out of which 1599 children taken MDM on the day of Visit
e)	Daily menu
	Daily menu displayed on notice board in 30 (75%) school
ii	Display of MDM logo at prominent place preferably outside wall of the school.
	Out of 40 schools MDM logo was displayed in 30 (75%) schools.

9. Trends

Extent of variation (As per school records vis-à-vis Actual on the day of visit).

i	Enrolment
	The total enrolment of the sampled school is 4426.
ii	No. of children present on the day of the visit.
	Out of total enrolment 1683 children were present on the day of visit.
iii	No. of children availing MDM as per MDM Register.
	As per MDM register number of children availing MDM is 1599.
iv	No. of children actually availing MDM on the day of visit as per head count
	Out of total enrolment 1599 (36.15%) students are given MDM.

10. Social Equity

i	What is the system of serving and seating arrangements for eating?
	Out of 40 schools children were served meal sitting on ground in 14 (35%) schools and any other in 3 (7.5%) school.
ii	Did you observe any gender or caste or community discrimination in cooking or serving or seating arrangements?
	No any discrimination of gender, caste or community was observed in cooking or serving or seating arrangements.
iii	The name of the school where discrimination found of any kind may be mentioned in the main body of the report along with date of visit.
	N.A.
iv	If any kind of social discrimination is found in the school, comments of the team may be given in the inspection register of the school.
	No any sort of social discrimination found

11. Convergence With Other Scheme

1	Sarva Shiksha Abhiyan
	Out of 40 schools convergence with SSA was found in 36 (90%) schools.
2 i	School Health Programme
	Is there school Health Card maintained for each child?
	MDM was converged with health programme in 36 (90%) schools. School health card maintained in 37 (92.5%) schools
ii	What is the frequency of health check-up?
	frequency of health check up was yearly in 10 (25%) school, half yearly in 16 (40%) schools, quarterly in 3 (7.5%) and occasionally in 4 (10%) school.
iii	Whether children are given micronutrients (Iron, folic acid, vitamin – A dosage) and de-worming medicine periodically?
	Out of 40 schools micronutrients given in 37 (92.5%) schools and de-worming medicine was given in 37 (92.5%) schools.
iv	Who administers these medicines and at what frequency?
	Out of 40 schools medicine is administered by Govt. doctors in 33 (82.5%) schools, by teacher in 1 (2.5%) school and by any other in 1 (2.5%) school.
v	Whether height and weight record of the children is being indicated in the school health card.
	Yes, height and record of the children is being indicated in school health card of 37 (92.5%) schools
vi	Whether any referral during the period of monitoring.
	During the period of monitoring referral was observed in 22 (55%) schools.
vii	Instances of medical emergency during the period of monitoring.
	No instances of emergency were mentioned at district level but MI found instances of

	emergency in 2 (5%) schools.
viii	Availability of the first aid medical kit in the schools. The district level data reveals that first aid box is available in each and every school. The physical verification by MI revealed that it was available in 28 (80%) schools.
ix	Dental and eye check-up included in the screening. The district administration has mentioned that dental and eye check up is done in each and every school and spectacles were distributed to needy students. However, MI found that dental and eye check up was done in 27 (67.5%) schools
x	Distribution of spectacles to children suffering from refractive error. Spectacles to children suffering from refractive error distributed in 22 (55%) schools.
2	Drinking Water and Sanitation Programme
i	Whether potable water is available for drinking purpose in convergence with Drinking Water and Sanitation Programme. Out of 40 schools potable water was available in 31 (77.5%) schools.
3	MPLAD / MLA Scheme Out of 40 schools drinking water scheme was not sponsored by MPLAD and MLA in any schools.
4	Any Other Department / Scheme. Out of 40 schools drinking water scheme was sponsored by Department in 6 (15%) schools and by others in 4 (10%) schools..

12. Infrastructure

1 a	Kitchen cum store
i	Is there a pucca kitchen shed-cum-store Out of 40 schools kitchen pucca shed is constructed in 35 (87.5%) schools.
ii	Constructed and in use Out of 40 schools kitchen pucca shed is constructed in 35 (87.5%) schools and it is in use.
iii	Under which Scheme Kitchen-cum-store constructed -MDM/SSA/Others The kitchen was constructed under MDM scheme in 18 (45%) schools and under SSA in 9 (22.5%) schools.
Iv	Constructed but not in use (Reasons for not using)
V	Under construction There is 1 (2.5%) school in which kitchen under construction.
vi	Sanctioned, but construction not started In 3 (7.5%) school kitchen was sanctioned.
vii	Not sanctioned In 1 (2.5%) school kitchen shed was not sanctioned school.

b	In case the pucca kitchen-cum-store is not available, where is the food being cooked and where the foodgrains /other ingredients are being stored?
	Only in 1 (2.5%) school has reported to prepare MDM in other space. Food grains are stored in office in 1 (2.5%) schools and at the class room in 3 (7.5%) school, and vss home in 1 (2.5%) school.
c	Kitchen-cum-store in hygienic condition, properly ventilated and away from classrooms.
	MI observed that kitchen sheds are well ventilated in 2 (5%) schools, away from class room 5 (12.5%) schools and having hygienic condition in 7 (17.5%) schools.
d	Whether MDM is being cooked by using firewood or LPG based cooking?
	Out of 40 schools LPG was in 11 (27.5%) schools and wood was used in 17 (42.5%) schools.
e	Whether on any day there was interruption due to non-availability of firewood or LPG?
	MDM was interrupted due to shortage of fuel in 7 (17.5%) schools.
2	Whether cooking utensils are available in the school?
i	Out of 40 schools cooking utensils was available in 36 (90%) schools.
ii	Source of funding for cooking and serving utensils – Kitchen Devices fund / MME / Community contribution / others.
	Source of funding was by KDF in 9 (22.5%) schools, by MME in 11 (27.5%) schools and by others in 2 (5%) schools. 17 (42.5%) schools did not know from where cooking utensils were purchased.
iii	Whether eating plates etc. are available in the school?
	Plates were available in 36 (90%) schools.
iv	Source of funding for eating plates - MME / Community contribution / others?
	The source of its funding was MME in 25 (62.5%) schools and by others in 1 (2.5%) schools.
3	<u>Kitchen Devices</u>
	Out of 40 schools kitchen devices were available in 23 (57.5%) schools and Source of funding was by KDF in 9 (22.5%) schools, by MME in 11 (27.5%) schools and by others in 2 (5%) schools. 4 (10%) schools did not know from where cooking utensils were purchased.
4	<u>Availability of storage bins</u>
i	Whether storage bins are available for food grains? If yes, what is the source of their procurement?
	MI found storage bin was available only in 23 (57.5%) schools. The source of funding was by SMC in 1 (2.5%) school, by MDM/MME in 11 (27.5%) schools.
5	<u>Toilets in the school</u>
i	Is separate toilet for the boys and girls are available?
	Yes, separate toilet for the boys and girls are available in 38 (95%) schools.
ii	Are toilets usable?
	Toilets are usable in 38 (95%) schools.
6	<u>Availability of potable water</u>
i	Is Tap water / tube well / hand pump / Well / Jet pump available?
	Potable water is available in 1 (2.5%) schools. Out of which hand pump was available in 1 (2.5%) school.
ii	Any other source

	Nil
7	Availability of fire extinguishers Fire extinguishers were available in 36 (90%) schools.
8	5. IT infrastructure available @ School level
a	Number of computers available in the school (if any). 6 Computers were available in the 2 (5%) schools.
b	Availability of internet connection (If any). Internet connection was available in 2 (5%) schools.
c	Using any IT / IT enabled services based solutions / services (like e-learning etc.) (if any) IT enable services were used in 1 (2.5%) schools.

13. Safety & hygiene

i	General Impression of the environment, Safety and hygiene: The cooking process is safe in 34 (85%) schools as they have proper ventilation. The fire extinguisher was available in 36 (90%) schools.
ii	Are children encouraged to wash hands before and after eating MI observed that children washed their hands before taking meals in 37 (92.5%) schools.
iii	Do the children take meals in an orderly manner? Children take meal in orderly manner in 37 (92.5%) schools.
iv	Conservation of water? MI observed that children conserve water in 36 (90%) schools.
v	Is the cooking process and storage of fuel safe, not posing any fire hazard? The cooking process is safe in 28 (70%) schools.

14. Community Participation

i	Extent of participation by Parents / SMC / VEC / Panchayats / Urban bodies in daily supervision and monitoring. MI found that parents participation in supervision and monitoring was on daily basis in 6 (15%) schools, on monthly basis in 4 (10%) schools, rarely in 3 (7.5%) schools and weekly basis in 2 (5%) schools. SMC/VEC participation on monthly in 6 (15%) schools, rarely in 3 (7.5%) schools and on weekly basis in 4 (10%) schools. Panchayat participation was on monthly basis in 8 (20%) schools, rarely in 5 (12.5%) schools and on weekly basis in 1 (2.5%) schools. Urban body participation was on monthly basis in 1 (2.5%) schools, rarely in 2 (5%) schools, weekly in 1 (2.5%) school.
ii	Is any roster of community members being maintained for supervision of the MDM? Roster of community members for supervision of the MDM has maintained in 19 (47.5%) school..
iii	Is there any social audit mechanism in the school?

	As per the district information social audit mechanism exists in every school. But MI observed that social audit mechanism existed in 27 (67.5%) schools where jan wachan about MDM was practiced.
iv	Number of meetings of SMC held during the monitoring period. SMC meeting held once in 2 (5%) schools, twice in 1 (2.5%) school, 5 times in 1 (2.5%) school, 6 times in 1 (2.5%) schools, 7 times in 1 (2.5%) schools, 8 times in 4 (10%) schools, 9 times in 1 (2.5%) schools, 10 times in 4 (10) schools, 11 times in 2 (5%) school, 12 times in 1 (2.5%) school, And 22 times in 1 (2.5%).
v	In how many of these meetings issues related to MDM were discussed? The issue of MDM was discussed once in 3 (7.5%) schools, twice in 1 (2.5%) schools, 3 times in 1 (2.5%) school, 4 times in 3 (7.5%) schools, 5 times in 2 (5%) schools, 6 times in 1 (2.5%) schools, 7 times in 3 (7.5%) schools, 9 times in 1 (2.5%) school 10 times in 1 (2.5%) schools.

15. Inspection and Supervision

i	Is there any Inspection Register available at school level? Inspection register was available in 33 (82.5%) schools.
ii	Whether school has received any funds under MME component? 14 (35%) schools have received funds under MME component
iii	Whether State / District / Block level officers / officials inspecting the MDM Scheme? The inspection was done by block level officers in 16 (40%) schools, district officers in 12 (30%) schools, state officer in 4 (10%) schools.
iv	The frequency of such inspections? The frequency of such inspections was more than thrice in 5 (12.5%) schools, thrice in 5 (12.5%) schools and twice in 2 (5%) schools.

16. Impact

i	Has the mid day meal improved the enrollment, attendance, retention of children in school?
	MDM has improved enrolment in 36 (90%) schools, improved attendance in 36 (90%) schools, and improved retention in 36 (90%) schools.
ii	Whether mid day meal has helped in improvement of the social harmony?
	Yes, it has improved social harmony in improve enrolment, improved attendance and in improved retention schools.
iii	Whether mid day meal has helped in improvement of the nutritional status of the children?
	Yes, MDM has improved nutritional status in 36 (90%) schools.
Iv	Is there any other incidental benefit due to serving of meal in schools?
	No incidental benefit was observed due to serving of meal in schools.

17. Grievance Redressal Mechanism

i	Is any grievance redressal mechanism in the district for MDMS?
	Grievance redressal mechanism was seen 33 (82.5%) sampled schools.
ii	Whether the district / block / school having any toll free number?
	Toll free number was available in 27 (67.5%) schools.

MDM Report – LAKHIMPUR KHERI

The district was visited by Dr. M. H. Quasmi MI representative Jamia Millia Islamia New Delhi from 22.04.2015 to 02.05.2015. A meeting with district official was held at BSA office Lakhimpur Kheri in the morning of 23.04.2015 in which all the district official and ABSA of all blocks and field investigators participated and plan was chalked out conduct monitoring within stipulated time. During interaction MI came to know that district is larger in area consisting of 16 developmental blocks, 156 Nayay Panchayat, 2723 Primary schools and 1140 Upper Primary known as Junior High Schools in the districts. MI Observed MDM in the following School.

1. **PS Gauria in Behjam block:** located at 27° , 53', 04.6" N latitude and 80° , 38', 12.48" E. MDM was functional and it was stated that 90-95 students are taking MDM daily.
2. **UPS Behjam:** located at 27° , 53', 03.4" N latitude and 80° , 38', 13.6" E. Separate toilet for girls is available but not maintained to use it.
3. **UPS Ramapur Rolli:** in Nakaha block is located at 28° , 02', 23.35" N latitude and 80° , 56', 18.57" E. The amount of SG grant spent on purchase of plates and glasses for MDM.
4. **UPS Nausargulnya:** in Bijua block is located at 28° , 14', 06.24" N latitude and 80° , 37', 53.62" E. MDM is functional and nearly 300 to 400 students take MDM daily.
5. **UPS Ahiri:** in Mohammadi block is located at 27° , 58', 36.00" N latitude and 80° , 31', 20.47" E. MDM is functional but only 25 students were taking MDM on the day of visit.
6. **PS Ahmadnagar:** is located at 28° , 05', 51.486" N latitude and 80° , 25', 22.50" E. MDM is functional.
7. **UPS Dhaurahra:** is located at 27° , 52', 34.99" N latitude and 81° , 04', 22.55" E. MDM is functional. HM Vinod Kumar complained that sample rice does not match with the supply rice.
8. **PS Kolhauri:** is located at 27° , 59', 58.37" N latitude and 80° , 43', 51.40" E. MDM is functional and 60 students were taking MDM.

MDM DC Ritu Raj Singh stated that two central kitchens are functional in the district managed by Sant Ram Sewa Samiti, New Delhi located at Sarnapuram, Garh Road Lakhimpur at 27° , 57', 39.94" N latitude and 80° , 46', 9.96" E longitude. MI visited this kitchen found that it serves the schools of 4 blocks namely Khiri, Oel, Palia and Lakhimpur catering 36 schools and 3700 students. The supervisor Suraj Prasad Tiwari stated that ration is directly uplifted from FCI, conversion cost is transferred after presenting the bill. Food is packed in 5 air tightened container and supplied to school. It remains hot till it is served. Cook is paid Rs. 500 for distributing food in schools. No problem of ill health or any incidence of food poisoning was reported from any school. Food is firstly tested by the supervisor and then delivered to school.

The other central kitchen is managed by Maharana Pratap Sewa Sansthan, Rampur, District Muradabad serving schools of 6 blocks namely Mohammadi, Gola, Barbar, Singhani, Mailani and Dharala catering 3200 students.



Forming a queue to wash hands before Taking MDM at PS Tikonia Prataham



Students taking MDM at PS Tikunia Pratham



Forming a queue to wash hands after Taking MDM at PS Tikonia Prataham

Dr. MUZAMMIL HUSAIN QUASMI
MI Representative, JMI, MHRD,
New Delhi 110025

**4th Half Yearly Monitoring Report of
MDM for the State of UTTAR PRADESH for the period of
*1st October, 2014 to 31st March, 2015***

Districts Monitored/Covered

3. (RAEBARLI)



1. At school level

1. Availability of Food Grains

i	Whether buffer stock of food grains for one month is available at the school?
	Out of 40 schools 11 (27.5%) reported that they have buffer stock for one month. 29 (72.5%) schools reported that they have no buffer stock.
ii	Whether food grains are delivered in school in time by the lifting agency?
	Out of 40 schools 27 (67.5%) reported that food grain is delivered to school. 13 (32.5%) schools reported that food grains is not delivered by lifting agency.
iii	If lifting agency is not delivering the food grains at school how the food grains is transported up to school level?
iv	Whether the food grains are of FAQ of Grade A quality?
	Out of 40 schools 21 (52.5%) schools have reported that quality of food grain is good. 19 (47.5%) schools have reported that quality of food grain is not good.
v	Whether food grains are released to school after adjusting the unspent balance of the previous month?
	Out of 40 schools 26 (65%) schools have reported that food grain is released after adjustment of unspent food grain of previous delivery. 14 (35%) schools reported that food grain is released without adjustment of unspent food grain of previous delivery.

2. Timely releases of funds

i	Whether State is releasing funds to District / block / school on regular basis in advance? If not, 18. Period of delay in releasing funds by State to district. 19. Period of delay in releasing funds by District to block / schools. 20. Period of delay in releasing funds by block to schools.
	Out of 40 schools 12 (30%) schools reported that state is releasing funds in advance. 28 (70%) schools reported that state is not releasing funds in advance.
ii	Any other observations.
	In most of the school period of delay is not more than 15 to 20 days from block to school.

3. Availability of Cooking Cost

i	Whether school / implementing agency has receiving cooking cost in advance regularly?
	Out of 40 schools 28 (70%) receive cooking cost in advance regularly, whereas 12 (30%) schools reported not to receive cooking cost regularly.
ii	Period of delay, if any, in receipt of cooking cost.
iii	In case of non-receipt of cooking cost how the meal is served?

iv	Mode of payment of cooking cost (Cash / cheque / e-transfer)?
	Out of 40 schools 36 (90%) stated the mode of payment though cheque, whereas 1 (2.5%) schools reported mode of payment through cash.

4. Availability of Cook-cum-helpers

i	Who engaged Cook-cum-helpers at schools (Department / SMC / VEC / PRI / Self Help Group / NGO /Contractor)?
	Out of 40 schools 18 (45%) schools reported that SMC engaged cooks, 13 (32.5%) schools reported that VEC engages cooks.
ii	If cook-cum-helper is not engaged who cooks and serves the meal?
iii	Is the number of cooks-cum-helpers engaged in the school as per GOI norms or as per State norms?
	Out of 40 schools 14 (35%) schools have reported that cook is appointed as per Government of India norms.
iv	Honorarium paid to cooks cum helpers.
	Out of 40 schools 21 (52.5%) schools reported that cook is paid an honorarium Rs. 1000 per month.
v	Mode of payment to cook-cum-helpers?
	Out of 40 schools 36 (90%) stated the mode of payment though cheque, whereas 1 (2.5%) schools reported mode of payment through cash.
vi	Are the remuneration paid to cooks cum helpers regularly?
	The cooks are not paid regularly in 5 (12.5%) schools.
vii	Social Composition of cooks cum helpers? (SC/ST/OBC/Minority)
	Out of 40 schools 35 (87.5%) school has engaged OBC as cook.
viii	Is there any training module for cook-cum-helpers?
	Training module is available only in 4 (10%) schools.
ix	Whether training has been provided to cook-cum-helpers?
	Training to cook is provided in 5 (12.5%) schools. In 35 (87.5%) schools training is not provided nor is any training module available.
x	In case the meal is prepared and transported by the Centralized kitchen / NGO, whether cook-cum-helpers have been engaged to serve the meal to the children at school level.
xi	Whether health check-up of cook-cum-helpers has been done?
	Health checkup of cook is done in 12 (30%) schools.

5. Regularity in Serving Meal

i	Whether the school is serving hot cooked meal daily? If there was interruption, what was the extent and reasons for the same?
	Out of 40 schools hot cooked meal is served daily in 31 (77.5%) schools.

6. Quality &Quantity of Meal

Feedback from children on

i	Quality of meal
	Quality of is good in 20 (50%) schools and average in 14 (35%) school.
ii	Quantity of meal
	Quantity of meal is sufficient in 21 (52.5%) schools.
iii	Quantity of pulses used in the meal per child.
	Quantity of pulses per child is reported as 20 gm. in 11 (27.5%) 30 gm. in 11 (27.5%) schools, 50 gm. in 4 (10%) schools, 75-100 gm in 3 (7.5%) and 150 gm. in 1 (2.5%) schools.
iv	Quantity of green leafy vegetables used in the meal per child.
	Quantity of green leafy vegetable per child is given as 100-150 gm. in 4 (10%) schools, 30-40 gm in 2 (5%) schools, 45 -75 gm. in 20 (50%) schools and 90 gm in 3 (7.5%) school.
v	Whether double fortified salt is used?
	Double fortified salt is provided in 34 (85%) schools.
vi	Acceptance of the meal amongst the children.
	Out of 40 schools the children of 37 (92.5%) schools have happily accepted and they are satisfied with the quantity. The children of only 3 (7.5%) schools did not accept the meal and quantity of meal was not satisfactory.
vii	Method / Standard gadgets / equipment for measuring the quantity of food to be cooked and served.
	Standard Gadget measuring quantity is found in 25 (62.5%) schools.

7. Variety of Menu

i	Who decides the menu?
	Out of 40 schools 30 (75%) schools stated that menu is decided by authority, by teachers in 2 (5%) schools, by VSS in 1 (2.5%) schools.
ii	Whether weekly menu is displayed at a prominent place noticeable to community,
	It was observed that menu was displayed at a prominent place in 37 (92.5%) schools.
iii	Is the menu being followed uniformly?
	Yes, Menu was followed uniformly in 37 (92.5%) schools.
iv	Whether menu includes locally available ingredients?

	Menu included local gradients and nutritional calorific value was included in 37 (92.5%) schools.
v	Whether menu provides required nutritional and calorific value per child?
	Menu provides required nutritional and calorific value per child. But nutritional calorific value was included in 37 (92.5%) schools.

8. Display of Information under Right to Education Act, 2009

i	<u>Display of Information under Right to Education Act, 2009 at the school level at prominent place</u>
a)	Quantity and date of food grains received
	Out of sampled schools, no school has provided information about the quantity of food grain received and the date of receiving. As food grain in most cases is delivered directly at the house of Pradhan and then comes to school as per daily requirement.
b)	Balance quantity of food grains utilized during the month.
	Yes, balance quantity was utilized during the month
c)	Other ingredients purchased, utilized
	Yes, other ingredients purchased, utilized
d)	Number of children given MDM
	About 2126 children are given MDM in the district, out of which 2084 children taken MDM on the day of Visit
e)	Daily menu
	Daily menu displayed on notice board in 31 (77.5%) schools.
ii	<u>Display of MDM logo at prominent place preferably outside wall of the school.</u>
	Out of 40 schools MDM logo was displayed in 31 (77.5%) schools.

9. Trends

Extent of variation (As per school records vis-à-vis Actual on the day of visit).

i	Enrolment
	The total enrolment of the sampled school is 4790.
ii	No. of children present on the day of the visit.
	Out of total enrolment 2217 children were present on the day of visit.
iii	No. of children availing MDM as per MDM Register.
	As per MDM register number of children availing MDM is 2126.
iv	No. of children actually availing MDM on the day of visit as per head count
	Out of total enrolment 2084 (43.50%) students are given MDM.

10. Social Equity

i	What is the system of serving and seating arrangements for eating?
	Out of 40 schools children were served meal sitting on ground in 28 (70%) schools and any other in 3 (7.5%) school.
ii	Did you observe any gender or caste or community discrimination in cooking or serving or seating arrangements?
	No any discrimination of gender, caste or community was observed in cooking or serving or seating arrangements.
iii	The name of the school where discrimination found of any kind may be mentioned in the main body of the report along with date of visit.
	N.A.
iv	If any kind of social discrimination is found in the school, comments of the team may be given in the inspection register of the school.
	No any sort of social discrimination found

11. Convergence With Other Scheme

1	Sarva Shiksha Abhiyan
	Out of 40 schools convergence with SSA was found in 36 (90%) schools.
2 i	School Health Programme
	Is there school Health Card maintained for each child?
	MDM was converged with health programme in 30 (75%) schools. School health card maintained in 28 (70%) schools
ii	What is the frequency of health check-up?
	School health card maintained in 28 (70%) schools and frequency of health check up was yearly in 10 (25%) school, half yearly in 7 (17.5%) schools, quarterly in 3 (7.5%), monthly in 2 (5%) schools and occasionally in 5 (12.5%) school
iii	Whether children are given micronutrients (Iron, folic acid, vitamin – A dosage) and de-worming medicine periodically?
	Out of 40 schools micronutrients given in 19 (47.5%) schools and de-worming medicine was given in 19 (47.5%) schools.
iv	Who administers these medicines and at what frequency?
	Out of 40 schools medicine is administered by Govt. doctors in 22 (55%) schools.
v	Whether height and weight record of the children is being indicated in the school health card.
	Yes, height and record of the children is being indicated in school health card of 23 (57.5%) schools
vi	Whether any referral during the period of monitoring.
	During the period of monitoring referral was observed in 17 (42.5%) schools.
vii	Instances of medical emergency during the period of monitoring.
	No instances of emergency were mentioned at district level but MI found instances of emergency in 3 (7.5%) schools.

viii	Availability of the first aid medical kit in the schools.
	The district level data reveals that first aid box is available in each and every school. The physical verification by MI revealed that it was available in 16 (40%) schools.
ix	Dental and eye check-up included in the screening.
	The district administration has mentioned that dental and eye check up is done in each and every school and spectacles were distributed to needy students. However, MI found that dental and eye check up was done in 23 (57.5%) schools
X	Distribution of spectacles to children suffering from refractive error.
	Spectacles to children suffering from refractive error distributed in 15 (37.5%) schools.
2	Drinking Water and Sanitation Programme
i	Whether potable water is available for drinking purpose in convergence with Drinking Water and Sanitation Programme.
	Out of 40 schools potable water was available in 32 (80%) schools.
3	MPLAD / MLA Scheme
	Out of 40 schools drinking water scheme was sponsored by MPLAD in 1 (2.5%) schools and by MLA 6 (15%) schools.
4	Any Other Department / Scheme.

12. Infrastructure

1 a	Kitchen cum store
i	Is there a pucca kitchen shed-cum-store
	Out of 40 schools kitchen pucca shed is constructed in 28 (70%) schools.
ii	Constructed and in use
	Out of 40 schools kitchen pucca shed is constructed in 28 (70%) schools and it is in use.
iii	Under which Scheme Kitchen-cum-store constructed -MDM/SSA/Others
	The kitchen was constructed under MDM scheme in 10 (25%) schools and under SSA in 12 (30%) schools.
iv	Constructed but not in use (Reasons for not using)
v	Under construction
	Under construction kitchen shed was not found.
vi	Sanctioned, but construction not started
vii	Not sanctioned

b	In case the pucca kitchen-cum-store is not available, where is the food being cooked and where the foodgrains /other ingredients are being stored?
	Only 5 (12.5%) school has reported to prepare MDM in open space. Food grains are stored in classroom in 1 (2.5%) schools, at the office in 2 (5%) schools and vss home in 2 (5%) schools.
c	Kitchen-cum-store in hygienic condition, properly ventilated and away from classrooms.
	MI observed that kitchen sheds are well ventilated in 7 (17.5%) schools, away from class room 10 (25%) schools and having hygienic condition in 17 (42.5%) schools.
d	Whether MDM is being cooked by using firewood or LPG based cooking?
	Out of 40 schools LPG was in 1 (2.5%) schools and wood was used in 27 (67.5%) schools.
e	Whether on any day there was interruption due to non-availability of firewood or LPG?
	MDM was interrupted due to shortage of fuel in 9 (22.5%) schools.
2	Whether cooking utensils are available in the school?
i	Out of 40 schools cooking utensils was available in 30 (75%) schools.
ii	Source of funding for cooking and serving utensils – Kitchen Devices fund / MME / Community contribution / others.
	Source of funding was by MME in 7 (17.5%) schools and by others in 8 (20%) schools. 16 (40%) schools did not know from where cooking utensils were purchased.
iii	Whether eating plates etc. are available in the school?
	Plates were available in 14 (35%) schools.
iv	Source of funding for eating plates - MME / Community contribution / others?
	The source of its funding was by MME in 2 (5%) schools and by others in 8 (20%) schools.
3	<u>Kitchen Devices</u>
4	<u>Availability of storage bins</u>
i	Whether storage bins are available for food grains? If yes, what is the source of their procurement?
	MI found storage bin was available only in 19 (47.5%) schools. The source of funding was by MDM in 2 (5%) schools.
5	<u>Toilets in the school</u>
i	Is separate toilet for the boys and girls are available?
	Yes, separate toilet for the boys and girls are available in 32 (80%) schools.
ii	Are toilets usable?
	Toilets are usable in 31 (77.5%) schools.
6	<u>Availability of potable water</u>
i	Is Tap water / tube well / hand pump / Well / Jet pump available?
	Potable water is available in 30 (75%) schools. Out of which hand pump was available in 21 (52.5%) school, tape water was available in 1 (2.5%) school and tube well was available in 8 (20%) schools.
ii	Any other source

	Nil
7	Availability of fire extinguishers Fire extinguishers were available in 34 (85%) schools.
8	6. IT infrastructure available @ School level
a	Number of computers available in the school (if any). 5 Computers were available in the 4 (10%) schools.
b	Availability of internet connection (If any). Internet connection was available in 1 (2.5%) schools.
c	Using any IT / IT enabled services based solutions / services (like e-learning etc.) (if any) IT enable services were not used in any school. Besides 2 teachers were using their own net in 1 (5%) schools.

13. Safety & hygiene

i	General Impression of the environment, Safety and hygiene: The cooking process is safe in 20 (50%) schools as they have proper ventilation. The fire extinguisher was available in 34 (85%) schools.
ii	Are children encouraged to wash hands before and after eating MI observed that children washed their hands before taking meals in 37 (92.5%) schools.
iii	Do the children take meals in an orderly manner? Children take meal in orderly manner in 37 (92.5%) schools.
iv	Conservation of water? MI observed that children conserve water in 37 (92.5%) schools.
v	Is the cooking process and storage of fuel safe, not posing any fire hazard? The cooking process is safe in 32 (80%) schools.

14. Community Participation

i	Extent of participation by Parents / SMC / VEC / Panchayats / Urban bodies in daily supervision and monitoring. MI found that parents participation in supervision and monitoring was on daily basis in 5 (12.5%) schools, on monthly basis in 4 (10%) schools, weekly basis in 3 (7.5%) schools and rarely basis in 6 (15%) schools.. SMC/VEC participation was on daily basis in 4 (10) schools, on monthly in 11 (27.5%) schools, rarely in 2 (5%) schools and on weekly basis in 2 (5%) schools. Panchayat participation was on daily basis in 2 (5%) schools on monthly basis in 9 (22.5%) schools, rarely in 1 (2.5%) schools and on weekly basis in 4 (10%) schools. Urban body participation was on on daily basis in 2 (5%) schools, monthly basis in 9 (22.5%) schools, rarely in 2 (5%) schools. However, MI found that in 22 (55%) schools Urban body never participated in any meeting.
ii	Is any roster of community members being maintained for supervision of the MDM? Roster of community members for supervision of the MDM has been maintained in 15

	(37.5%) schools.
iii	Is there any social audit mechanism in the school? As per the district information social audit mechanism exists in every school. But MI observed that social audit mechanism existed in 32 (80%) schools where jan wachan about MDM was practiced.
iv	Number of meetings of SMC held during the monitoring period. SMC meeting held once in 2 (5%) schools, 3 times in 2 (2.5%) schools, 4 times in 1 (2.5%) school, 5 times in 2 (5%) school, 6 times in 7 (17.5%) schools, 7 times in 3 (7.5%) schools, 8 times in 3 (7.5%) schools, 9 times in 3 (7.5%) schools, 10 times in 2 (5) schools, 11 times in 1 (2.5%) school, 12 times in 1 (2.5%) school.
v	In how many of these meetings issues related to MDM were discussed? The issue of MDM was discussed twice in 3 (7.5%) schools, 3 times in 3 (7.5%) school, 4 times in 4 (10%) schools, 5 times in 3 (7.5%) schools, 6 times in 9 (22.5%) schools, 7 times in 2 (5%) schools, 8 times in 1 (2.5%) schools, 10 times in 1 (2.5%) schools 12 times in 1 (2.5%) schools.

15. Inspection and Supervision

i	Is there any Inspection Register available at school level? Inspection register was available in 19 (47.5%) schools.
ii	Whether school has received any funds under MME component? 15 (37.5%) schools have received funds under MME component
iii	Whether State / District / Block level officers / officials inspecting the MDM Scheme? The inspection was done by block level officers in 25 (62.5%) schools, district officers in 3 (7.5%) schools and state officers in 1 (2.5%) school, and MDM officer in 4 (10%) schools.
iv	The frequency of such inspections? The frequency of such inspections was more than thrice in 9(22.5%) schools, once in 7 (17.5%) schools, thrice in 5 (12.5%) schools and twice in 4 (10%) schools.

16. Impact

i	Has the mid day meal improved the enrollment, attendance, retention of children in school? MDM has improved enrolment in 31 (77.5%) schools, improved attendance in 33 (82.5%) schools, and improved retention in 33 (82.5%) schools.
ii	Whether mid day meal has helped in improvement of the social harmony? Yes, it has improved social harmony in improve enrolment, improved attendance and in improved retention schools.
iii	Whether mid day meal has helped in improvement of the nutritional status of the children? Yes, MDM has improved nutritional status in 36 (90%) schools.

iv	Is there any other incidental benefit due to serving of meal in schools?
	No incidental benefit was observed due to serving of meal in schools.

17. Grievance Redressal Mechanism

i	Is any grievance redressal mechanism in the district for MDMS?
	Grievance redressal mechanism was seen 34 (85%) sampled schools.
ii	Whether the district / block / school having any toll free number?
	Toll free number was available in 29 (72.5%) schools.

MI report of MDM Monitoring

Disrtrict: Rae Bareily, U.P
(w.e.f 23.04.2015 to 02.05.2015)

Monitoring of SSA & MDM in the district Rae Bareily, U.P was conducted from 23.04.2015 to 02.05.2015. I reached Rae Bareily on 23rd April, 2015. Mr. Dherender Shreevastav (AAO) helped in arranging the hotel for my stay. A meeting was conducted in the BSA office with Mr. Dherender Shreevastav (AAO), Mr. Rashid and other SSA & MDM district coordinators. After meeting field investigators were interviewed and selected. There after they were given two days training on how to conduct the survey and collect the data from Primary and upper primary schools from different blocks with the help of DCD-I. List of all blocks and all primary & upper primary schools were provided by the SSA office. Through stratified random sampling schools were selected from various blocks including CAL, NPGEL, EBB and other special training schools. After selection of schools these were allotted to 20 field investigator. Each was given two schools for data capture, totalling to 40 schools. Field investigators were sent to the field for data collection with an authority letter from the office of the BSA.

I visited total 14 primary and upper Primary schools, 7 KGBV, BRC and NPRC. I visited the following schools.

1. I visited UPS Bathua Khas, Sataon Block, on 25.04.2015. Students enrolment and

Presences in the following classes are as follows:

Class VI 10/25

Class VII 09/74

Class VII 12/73

Attendance was very low in the school. Total 12 teachers in which 9 teachers are regular and 3 are Anudeshak. For drinking water two Hand pumps are in the school. A separate toilet for boys and girls. Menu chart was displayed in the kitchen hall. Quality of MDM was average.

2. I Visited PS Porai, Block Sataon on 25.04.2015. In this school total 4 teachers. all were present on the day of visit. The student's presences are as follows.

Class I: 17/42


Class II: 18/57

Class III: 25/56

Class IV: 11/34

Class VII: 11/56

4 cooks are in the school. Menu chart was displayed in the kitchen hall. MDM was cooked for 80 students on my day of visit. Quality of MDM was good. Children were happy. One H Pump for drinking water. Separate toilet for boys and girls.



प्रा०वि० पोर्ई विकास क्षेत्र सताँव का निरीक्षण करते अधिकारी।

3. I visited UPS Khiro, Block Khiro on 25.04.2015. Enrolments are as follows:

Class VI	07/15
Class VII	08/49
Class VIII	07/40

Attendance was very low. Menu chart displayed properly. MDM was cooked for 22 students. Quality of MDM was average.

4. I visited this UPS Pindari Kalan, block Amawan with office staff Mr. Rashid. In this school 5 teachers were appointed in which three teachers were present. Enrolments are as follows:

Class VI	17/42
Class VII	09/65
Class VIII	17/70

*** MDM was closed from 10.04.2015 to till date. No kitchen shed in the School. No boundary wall in the school.**

5. I visited PS. Pindari Kalan, Amawan Block on 29.04.2015. Four teachers are in the school. All are present on day of mu visit. Presences of the students are as follow:

Class I	03/25
Class II	04/27
Class III	12/52
Class IV	06/39
Class V	10/48

Attendances are very low. Menu chart was displayed in the kitchen.

*** MDM was closed from 09.04.2015 to till date. No kitchen shed in the School. No boundary wall in the school. Floor was not good condition.**

6. I visited PS Abdullah Ganj, Amawa block on 29.04.2015. Total two teachers are appointed in the school. The student's presences are as follows.

Class I: 01/05
Class II: 02/14
Class III: 03/11
Class IV: 02/20
Class VII: 02/16

Two cooks are in the school. Attendances was very low. H.M told me that

Marriage and economically backwardness are the main reason of the low

Attendance in the school. Menu chart was displayed properly. School Premises were very clean.

*** MDM was closed from 26.03.2015 to till date. In the same block. The**

Following three schools are not giving MDM from April, 2015 to till date.

- 1. PS Machwari, Amawa Block**
- 2. PS Lodipur, Amawan Block**
- 3. UPS Lodipur, amawan block**

All Head Master are facing problem In MDM from Pardhan.



MI Representative Shakeel Ahmad Khan Interaction with BEO, teacher and other staff



MI Representative Shakeel Ahmad Khan Interaction with BRC, teacher and other staff

7. I visited UPS Mon Block Maharajganj on 29.04.2015. There are 5 teachers in the school. All are present on the day of visit. Attendance was very low. **Total enrolments in the school are 136 in which only 20 students are present. MDM was closed from 01.04.2015 to till date.** Water logging near hand pump. Toilet was very dirty.
8. I visited PS Mon, Block Maharajganj on 29.04.2015. In this school total Enrolment was 163 and only 9 children's are present. Attendance was very low. Menu chart was display in the kitchen wall. **But MDM was closed from 01.04.2015 to till date.**
9. I visited UPS Bhayemau, Rahi block on 30.04.2015. Presences of the children's are **9 out of 68 enrolments.** On 29.04.2015 presence was 53 out of 68. MDM was not mad according to menu.

Note: I am attaching the list of schools with blocks where MDM was not served.

भोजन नहीं बना ऐसे विद्यालयों की सूची

District: Rae Bareli

दिनांक 01/04/2015 से 30/04/2015 तक की रिपोर्ट

No.Of Days>= 19

Export

Urban

Record not found.

Export

Rural Total=23

S.No	Block	NyayPanchayat	GramPanchayat	School Name	PS/UPS	Category	Enrollment	No. of days meal not served
1	Bachhraon	ICHULI	Mainhar Katra	Mainhar Katra	UPS	2	107	19
2	Dalmau	NARSAWAN	Eksana Urf Karkasha	Pure Nanhi	PS	2	60	19
3	Deeh	DEEH	Sadipur Kotwa	Sadipur Kotwa	PS	2	123	19
4	Deenshah Gaura	GAURA	Gaura	Pure Jai Singh	PS	2	101	19
5	Harchandpur	GULUPUR	Shora	Chandrapal Inter College Shora Gangaganj Rai Bareli	UPS	12	185	19
6	Lalganj	GAHIRI	Baraha	Subhash Uchatar Madhyamik Vidyalay Baraha	UPS	12	129	19
7	Lalganj	MADURI	Kumhraura	Rajkiye Balika Inter College Lalganj	UPS	12	75	19

1/3

8	Lalganj	SARAI BARIHA KHERA	Jhaver Herdo Patti	Jhaver Herdo Patti	PS	2	53	19
9	Lalganj	UTTRA GAURI	Sondasi	Inter College Bajpayeepu r, Sondasi	UPS	12	146	19
10	Lalganj	UTTRA GAURI	Utara Gauri	Inter College Ambarapas hchim	UPS	12	281	19
11	Lalganj	UTTRA GAURI	Utara Gauri	Inter College Bhairo Mishra RAJA	UPS	12	222	19
12	Maharajga nj	HARDOI	Atra	JITENDRA SINGH INTER COLLEGE ATRA	PS	12	721	19
13	Maharajga nj	KOTWA MADANIYA	Moan	Narayan Pur	PS	2	93	19
14	Rohiniyan	ETAURA BUJURG	Itoura Bujurg	Aihari Bujurg	PS	2	93	19
15	Rohiniyan	ETAURA BUJURG	Itoura Bujurg	Salarpur	PS	2	80	19
16	Rohiniyan	RASOOLPU R KHAIRAHNI	Itaeli	Alinagar Askaranpur	PS	2	84	19
17	Salon	PAHARGAR H	Harpur Halla	Parshuram Ram Thekai	PS	2	103	19
18	Sareni	CHAHOTAR	Usaroo	Sardar Vallabh Bhai Patel Ucharat Madhyamic Vidyalay Usaroo	UPS	12	248	19

2/3


19	Sareni	CHHIVLAHA	Haibatpur Kala	Shri Govind Singh Inter College Rautapur Janta	UPS	12	140	19
20	Sareni	RAIPUR	Bahadur Pur	Vidhyalay Inter College Poore Pandey	UPS	12	60	19
21	Sareni	SAGAR KHERA	Musapur	Musapur	PS	2	132	19
22	Sataon	KORIHAR	Koriher	Korihar-li Jawahar Inter College	PS	2	221	19
23	Unchahar	UNCHAHAH DEHAT	Arkha	Arkha Rae Bareli	UPS	12	421	19

* Abhinav Srinivasan
 DC-MD M 9453004176
 RBZ

3/3

भिड़डे मील न बनने वाले विद्यालयों की सूची
विकास क्षेत्र महराजगंज-रायबरेली

क्र०	भोजन न बनने वाले विद्यालय	भोजन न बनने की तिथि	कारण
1.	सांगी टीकाखानपुर	21.04.15	राशन का अभाव
2.	" " लालगंज	" "	" "
3.	" " रंजना	" "	" "
4.	" " मोन	01.04.15 से	राशन का अभाव
5.	" " पोखरी I	21.04.15	" "
6.	" " पोखरी II	" "	" "
7.	" " झगराजपुर	" "	" "
8.	" " नरथनपुर मोन	01.04.15	" "
9.	" " अलीपुर	21.04.15	" "
10.	" " लोनर	" "	" "
11.	U.P.S. सिरसा	01.03.2015 से	राशन का अभाव
12.	" " दोतरा	01.04.2015 से	" "
13.	" " मोन	" "	" "
14.	" " पाराकला	" "	" "


 29/4/2015
 कृ. मण्ड. शिक्षा अधिकारी
 महराजगंज-रायबरेली

MI Representative
Shakeel Ahmad Khan

**4th Half Yearly Monitoring Report of
MDM for the State of UTTAR PRADESH for the period of
*1st October, 2014 to 31st March, 2015***

Districts Monitored/Covered

4. (SHRAVASTI)



1. At school level

1. Availability of Food Grains

i	Whether buffer stock of food grains for one month is available at the school?
	Out of 40 schools 14 (35%) reported that they have buffer stock for one month. 26 (65%) schools reported that they have no buffer stock.
ii	Whether food grains are delivered in school in time by the lifting agency?
	Out of 40 schools 9 (22.5%) reported that food grain is delivered to school. 31 (77.5%) schools reported that food grains is not delivered by lifting agency.
iii	If lifting agency is not delivering the food grains at school how the food grains is transported up to school level?
iv	Whether the food grains are of FAQ of Grade A quality?
	Out of 40 schools 2 (5%) schools have reported that quality of food grain is good. 38 (95%) schools have reported that quality of food grain is not good.
v	Whether food grains are released to school after adjusting the unspent balance of the previous month?
	Out of 40 schools 10 (25%) schools have reported that food grain is released after adjustment of unspent food grain of previous delivery. 30 (75%) schools reported that food grain is released without adjustment of unspent food grain of previous delivery.

2. Timely releases of funds

i	Whether State is releasing funds to District / block / school on regular basis in advance? If not, 21. Period of delay in releasing funds by State to district. 22. Period of delay in releasing funds by District to block / schools. 23. Period of delay in releasing funds by block to schools.
	Out of 40 schools 6 (15%) schools reported that state is releasing funds in advance. 34 (85%) schools reported that state is not releasing funds in advance.
ii	Any other observations.
	In most of the school period of delay is not more than 15 to 20 days from block to school.

18. Availability of Cooking Cost

i	Whether school / implementing agency has receiving cooking cost in advance regularly?
	Out of 40 schools 6 (15%) receive cooking cost in advance regularly, whereas 34 (85%) schools reported not to receive cooking cost regularly.
ii	Period of delay, if any, in receipt of cooking cost.
iii	In case of non-receipt of cooking cost how the meal is served?

iv	Mode of payment of cooking cost (Cash / cheque / e-transfer)?
	Out of 40 schools 30 (75%) stated the mode of payment though cheque.

19. Availability of Cook-cum-helpers

i	Who engaged Cook-cum-helpers at schools (Department / SMC / VEC / PRI / Self Help Group / NGO /Contractor)?
	Out of 40 schools 16 (40%) schools reported that SMC engaged cooks, 13 (32.5%) schools reported that VEC engages cooks.
ii	If cook-cum-helper is not engaged who cooks and serves the meal?
iii	Is the number of cooks-cum-helpers engaged in the school as per GOI norms or as per State norms?
	Out of 40 schools 34 (85%) schools have reported that cook is appointed as per Government of India norms.
iv	Honorarium paid to cooks cum helpers.
	Out of 40 schools 29 (72.5%) schools reported that cook is paid an honorarium Rs. 1000 per month.
v	Mode of payment to cook-cum-helpers?
	Out of 40 schools 30 (75%) stated the mode of payment though cheque.
vi	Are the remuneration paid to cooks cum helpers regularly?
	The cooks are not paid regularly in 14 (35%) schools.
vii	Social Composition of cooks cum helpers? (SC/ST/OBC/Minority)
	Out of 40 schools 3 (7.5%) school has engaged OBC as cook. 10 (25%) schools has engaged Minority and 9 (22.5%) schools has engaged SC.
viii	Is there any training module for cook-cum-helpers?
	Training module is available only in 14 (35%) schools.
ix	Whether training has been provided to cook-cum-helpers?
	Training to cook is provided in 21 (52.5%) schools. In 19 (47.5%) schools training is not provided nor is any training module available.
x	In case the meal is prepared and transported by the Centralized kitchen / NGO, whether cook-cum-helpers have been engaged to serve the meal to the children at school level.
xi	Whether health check-up of cook-cum-helpers has been done?
	Health checkup of cook is done in 15 (37.5%) schools.

20. Regularity in Serving Meal

i	Whether the school is serving hot cooked meal daily? If there was interruption, what was the extent and reasons for the same?
	Out of 40 schools hot cooked meal is served daily in 35 (87.5%) schools.

21. Quality & Quantity of Meal

Feedback from children on

i	Quality of meal
	Quality of is good in 21 (52.5%) schools and average in 10 (25%) school.
ii	Quantity of meal
	Quantity of meal is sufficient in 19 (47.5%) schools.
iii	Quantity of pulses used in the meal per child.
	Quantity of pulses per child is reported as 20 gm in 7 (17.5%) school, 30 gm. in 12 (30%) schools, 40 gm in 5 (12.5%) schools, 50 gm. in 1 (2.5%) schools.
iv	Quantity of green leafy vegetables used in the meal per child.
	Quantity of green leafy vegetable per child is given as 100-150 gm. in 2 (5%) schools, 20 gm in 1 (2.5%) school, 30-40 gm in 4 (10%) schools, 45-65 gm. in 14 (35%) schools and 75-95 gm in 4 (10%).
v	Whether double fortified salt is used?
	Double fortified salt is provided in 36 (90%) schools.
vi	Acceptance of the meal amongst the children.
	Out of 40 schools the children of 36 (90%) schools have happily accepted and they are satisfied with the quantity. The children of only 4 (10%) schools did not accept the meal and quantity of meal was not satisfactory.
vii	Method / Standard gadgets / equipment for measuring the quantity of food to be cooked and served.
	Standard Gadget measuring quantity is found in 25 (62.5%) schools.

22. Variety of Menu

i	Who decides the menu?
	Out of 40 schools 20 (50%) schools stated that menu is decided by authority, by teachers in 8 (20%) schools.
ii	Whether weekly menu is displayed at a prominent place noticeable to community,
	It was observed that menu was displayed at a prominent place in 38 (95%) schools.
iii	Is the menu being followed uniformly?
	Yes, Menu was followed uniformly in 38 (95%) schools.
iv	Whether menu includes locally available ingredients?

	Menu included local gradients and nutritional calorific value was included in 36 (90%) schools.
v	Whether menu provides required nutritional and calorific value per child? Menu provides required nutritional and calorific value per child. But nutritional calorific value was included in 34 (85%) schools.

23. Display of Information under Right to Education Act, 2009

i	<u>Display of Information under Right to Education Act, 2009 at the school level at prominent place</u>
a)	Quantity and date of food grains received Out of sampled schools, no school has provided information about the quantity of food grain received and the date of receiving. As food grain in most cases is delivered directly at the house of Pradhan and then comes to school as per daily requirement.
b)	Balance quantity of food grains utilized during the month. Yes, balance quantity was utilized during the month
c)	Other ingredients purchased, utilized Yes, other ingredients purchased, utilized
d)	Number of children given MDM About 1780 children are given MDM in the district, out of which 1753 children taken MDM on the day of Visit
e)	Daily menu Daily menu displayed on notice board in 32 (80%) schools.
ii	<u>Display of MDM logo at prominent place preferably outside wall of the school.</u> Out of 40 schools MDM logo was displayed in 32 (80%) schools.

24. Trends

Extent of variation (As per school records vis-à-vis Actual on the day of visit).

I	Enrolment The total enrolment of the sampled school is 3569.
ii	No. of children present on the day of the visit. Out of total enrolment 1823 children were present on the day of visit.
iii	No. of children availing MDM as per MDM Register. As per MDM register number of children availing MDM is 1780.
iv	No. of children actually availing MDM on the day of visit as per head count Out of total enrolment 1753 (49.11%) students are given MDM.

25. Social Equity

i	What is the system of serving and seating arrangements for eating?
	Out of 40 schools children were served meal sitting on ground in 24 (60%) schools.
ii	Did you observe any gender or caste or community discrimination in cooking or serving or seating arrangements?
	No any discrimination of gender, caste or community was observed in cooking or serving or seating arrangements.
iii	The name of the school where discrimination found of any kind may be mentioned in the main body of the report along with date of visit.
	N.A.
iv	If any kind of social discrimination is found in the school, comments of the team may be given in the inspection register of the school.
	No any sort of social discrimination found

26. Convergence With Other Scheme

1	Sarva Shiksha Abhiyan
	Out of 40 schools convergence with SSA was found in 36 (90%) schools.
2 i	School Health Programme
	Is there school Health Card maintained for each child? MDM was converged with health programme in 33 (82.5%) schools. School health card maintained in 28 (70%) schools
ii	What is the frequency of health check-up?
	School health card maintained in 28 (70%) schools and frequency of health check up was half yearly in 21 (52.5%) schools, quarterly in 3 (7.5%) and occasionally in 4 (10%) school
iii	Whether children are given micronutrients (Iron, folic acid, vitamin – A dosage) and de-worming medicine periodically?
	Out of 40 schools micronutrients given in 31 (77.5%) schools and de-worming medicine was given in 31 (77.5%) schools.
iv	Who administers these medicines and at what frequency?
	Out of 40 schools medicine is administered by Govt. doctors in 29 (72.5%) schools, and any other in 1 (2.5%) school.
v	Whether height and weight record of the children is being indicated in the school health card.
	Yes, height and record of the children is being indicated in school health card of 32 (80%) schools
vi	Whether any referral during the period of monitoring.
	During the period of monitoring referral was observed in 26 (65%) schools.
vii	Instances of medical emergency during the period of monitoring.
	No instances of emergency were mentioned at district level but MI found instances of emergency in 10 (25%) schools.

viii	Availability of the first aid medical kit in the schools.
	The district level data reveals that first aid box is available in each and every school. The physical verification by MI revealed that it was available in 25 (62.5%) schools.
ix	Dental and eye check-up included in the screening.
	The district administration has mentioned that dental and eye check up is done in each and every school and spectacles were distributed to needy students. However, MI found that dental and eye check up was done in 26 (65%) schools
X	Distribution of spectacles to children suffering from refractive error.
	Spectacles to children suffering from refractive error distributed in 16 (40%) schools.
2	Drinking Water and Sanitation Programme
i	Whether potable water is available for drinking purpose in convergence with Drinking Water and Sanitation Programme.
	Out of 40 schools potable water was available in 30 (75%) schools.
3	MPLAD / MLA Scheme
	Out of 40 schools drinking water scheme was sponsored by MPLAD in 7 (17.5%) schools and by MLA 1 (2.5%) schools.
4	Any Other Department / Scheme.
	Out of 40 schools drinking water scheme was sponsored by Department in 5 (12.5) schools.

27. Infrastructure

1 a	Kitchen cum store
i	Is there a pucca kitchen shed-cum-store
	Out of 40 schools kitchen pucca shed is constructed in 28 (70%) schools.
ii	Constructed and in use
	Out of 40 schools kitchen pucca shed is constructed in 11 (27.5%) schools and it is in use.
iii	Under which Scheme Kitchen-cum-store constructed -MDM/SSA/Others
	The kitchen was constructed under MDM scheme in 7 (17.5%) schools and under SSA in 18 (45%) schools.
iv	Constructed but not in use (Reasons for not using)
	In 11 (27.5%) schools kitchen constructed but not in use.
v	Under construction
	Under construction kitchen shed was not found.
vi	Sanctioned, but construction not started
	In 10 (25%) schools kitchen was sanctioned but construction not started.

vii	Not sanctioned
	Kitchen shed was not sanctioned in 15 (37.5%) schools.
b	In case the pucca kitchen-cum-store is not available, where is the food being cooked and where the foodgrains /other ingredients are being stored?
	Only 2 (5%) school has reported to prepare MDM in open space. Food grains are stored in classroom in 2 (5%) schools, at the office in 3 (7.5%) schools and vss home in 5 (12.5%) schools.
C	Kitchen-cum-store in hygienic condition, properly ventilated and away from classrooms.
	MI observed that kitchen sheds are well ventilated in 4 (10%) schools, away from class room 10 (25%) schools and having hygienic condition in 14 (35%) schools.
D	Whether MDM is being cooked by using firewood or LPG based cooking?
	Out of 40 schools LPG was not use in any schools and wood was used in 27 (67.5%) schools.
E	Whether on any day there was interruption due to non-availability of firewood or LPG?
	MDM was interrupted due to shortage of fuel in 28 (70%) schools.
2	Whether cooking utensils are available in the school?
i	Out of 40 schools cooking utensils was available in 34 (85%) schools.
ii	Source of funding for cooking and serving utensils – Kitchen Devices fund / MME / Community contribution / others.
	Source of funding was by MME in 12 (30%) schools and by others in 11 (27.5%) schools. 16 (40%) schools did not know from where cooking utensils were purchased.
iii	Whether eating plates etc. are available in the school?
	Plates were available in 13 (32.5%) schools.
iv	Source of funding for eating plates - MME / Community contribution / others?
	The source of its funding was by MME in 4 (10%) schools and by others in 1 (2.5%) schools.
3	<u>Kitchen Devices</u>
4	<u>Availability of storage bins</u>
i	Whether storage bins are available for food grains? If yes, what is the source of their procurement?
	MI found storage bin was available only in 23 (57.5%) schools.
5	<u>Toilets in the school</u>
i	Is separate toilet for the boys and girls are available?
	Yes, separate toilet for the boys and girls are available in 32 (80%) schools.
ii	Are toilets usable?
	Toilets are usable in 36 (90%) schools.
6	<u>Availability of potable water</u>
i	Is Tap water / tube well / hand pump / Well / Jet pump available?
	Potable water is available in 30 (75%) schools. Out of which hand pump was available in 11 (27.5%) school, jet pump was available in 4 (10%) schools, tape water was available in 3 (7.5%) school and tube well was available in 10 (25%) schools.
ii	Any other source

	Nil
7	Availability of fire extinguishers Fire extinguishers were available in 31 (77.5%) schools.
8	7. IT infrastructure available @ School level
a	Number of computers available in the school (if any). 12 Computers were available in the 4 (10%) schools.
b	Availability of internet connection (If any). Internet connection was available in 8 (2.5%) schools.
c	Using any IT / IT enabled services based solutions / services (like e-learning etc.) (if any) IT enable services were used in 9 (22.5%) school. Besides 2 teachers were using their own net in 1 (5%) schools.

28. Safety & hygiene

i	General Impression of the environment, Safety and hygiene: The cooking process is safe was not found in any schools. The fire extinguisher was available in 31 (77.5%) schools.
ii	Are children encouraged to wash hands before and after eating MI observed that children washed their hands before taking meals in 36 (90%) schools.
iii	Do the children take meals in an orderly manner? Children take meal in orderly manner in 35 (87.5%) schools.
iv	Conservation of water? MI observed that children conserve water in 34 (85%) schools.
v	Is the cooking process and storage of fuel safe, not posing any fire hazard? The cooking process is safe in 32 (80%) schools.

29. Community Participation

i	Extent of participation by Parents / SMC / VEC / Panchayats / Urban bodies in daily supervision and monitoring. MI found that parents participation in supervision and monitoring was on daily basis in 4 (10%) schools, on monthly basis in 5 (12.5%) schools, weekly basis in 6 (15%) schools and rarely basis in 3 (7.5%) schools.. SMC/VEC participation was on daily basis in 3 (7.5) schools, on monthly in 11 (27.5%) schools, rarely in 3 (7.5%) schools and on weekly basis in 3 (7.5%) schools. Panchayat participation was on monthly basis in 9 (22.5%) schools, rarely in 5 (12.5%) schools and on weekly basis in 5 (12.5%) schools. Urban body participation was on on daily basis in 1 (2.5%) schools, monthly basis in 3 (7.5%) schools, rarely in 4 (10%) schools. However, MI found that in 23 (57.5%) schools Urban body never participated in any meeting.
ii	Is any roster of community members being maintained for supervision of the MDM? Roster of community members for supervision of the MDM has been maintained in 25 (62.5%) schools.

iii	Is there any social audit mechanism in the school?
	As per the district information social audit mechanism exists in every school. But MI observed that social audit mechanism existed in 31 (77.5%) schools where jan wachan about MDM was practiced.
iv	Number of meetings of SMC held during the monitoring period.
	SMC meeting held once in 2 (5%) schools, twice in 4 (10%) school, 4 times in 1 (2.5%) school, 5 times in 1 (2.5%) school, 6 times in 1 (2.5%) schools, 7 times in 2 (5%) schools, 9 times in 3 (7.5%) schools, 10 times in 9 (22.5) schools, 11 times in 2 (5%) school, 12 times in 3 (7.5%) school,20 times in 1 (2.5%) school
v	In how many of these meetings issues related to MDM were discussed?
	The issue of MDM was discussed once in 2 (5%) schools, twice in 8 (20%) schools, 3 times in 2 (5%) school,4 times in 4 (10%) schools, 5 times in 5 (12.5%) schools, 6 times in 2 (5%) schools, 7 times in 2 (5%) schools, 8 times in 3 (7.5%) schools, 9 times in 1 (2.5%) school 10 times in 1 (2.5%) schools11 times in 1 (2.5%) schools12 times in 1 (2.5%) schools.

30. Inspection and Supervision

i	Is there any Inspection Register available at school level?
	Inspection register was available in 33 (82.5%) schools.
ii	Whether school has received any funds under MME component?
	11 (27.5%) schools have received funds under MME component
iii	Whether State / District / Block level officers / officials inspecting the MDM Scheme?
	The inspection was done by block level officers in 13 (32.5%) schools, district officers in 10 (25%) schools and state officers in 4 (10%) school, and MDM officer in 4 (10%) schools.
iv	The frequency of such inspections?
	The frequency of such inspections was more than thrice in 9(22.5%) schools, once in 2 (5%) schools, thrice in 5 (12.5%) schools and twice in 4 (10%) schools.

31. Impact

i	Has the mid day meal improved the enrollment, attendance, retention of children in school?
	MDM has improved enrolment in 33 (82.5%) schools, improved attendance in 31 (77.5%) schools, and improved retention in 33 (82.5%) schools.
ii	Whether mid day meal has helped in improvement of the social harmony?
	Yes, it has improved social harmony in improve enrolment, improved attendance and in improved retention schools.
iii	Whether mid day meal has helped in improvement of the nutritional status of the children?
	Yes, MDM has improved nutritional status in 34 (85%) schools.

iv	Is there any other incidental benefit due to serving of meal in schools?
	No incidental benefit was observed due to serving of meal in schools.

32. Grievance Redressal Mechanism

i	Is any grievance redressal mechanism in the district for MDMS?
	Grievance redressal mechanism was seen 34 (85%) sampled schools.
ii	Whether the district / block / school having any toll free number?
	Toll free number was available in 36 (90%) schools.